



Jesus Heals the Blind Man

Mark 10:46-52

Third- and fourth-graders are learning how to empathize with the feelings of others. They can understand the pain and longing the blind man felt in this week's Bible passage, and they can relate to the joy he expressed after being healed. Today you can help kids discover that Jesus cares for them every bit as much as he cared for the blind man. Use this lesson to show kids they can cry out in faith, just as the blind man did, and that Jesus is able to come through for them in the way they need most.



► Bible Point

We have faith in Jesus.
.....

Key Verse

"He saved us, not because of righteous things we had done, but because of his mercy. He saved us through the washing of rebirth and renewal by the Holy Spirit" (Titus 3:5).
.....


Weaving Faith Into Life

Children will learn they can have faith in Jesus to meet their needs with his mercy.
.....

LESSON	WHAT CHILDREN DO	SUPPLIES	EASY PREP
1 Getting Started	Barrier Busters <i>(about 15 min.)</i> Try to blindly find a way through a barrier.		
2 Bible Exploration	I'm Bart <i>(about 15 min.)</i> Interact with the Bible passage by imagining blind Bartimaeus' experience with Jesus.	Bible, CD player, paper, crayons or markers Teacher Pack: CD	
	The Meaning of Mercy <i>(about 10 min.)</i> Hear the definition of mercy, and share examples of mercy.	Bibles	

Bold text within the lesson is spoken text.






LESSON	WHAT CHILDREN DO	SUPPLIES	EASY PREP
<p>3</p> <p>Weaving Faith Into Life</p>	<p>The Mercy You Need <i>(about 15 min.)</i> Choose a word that best describes the mercy they need from Jesus.</p>	<p>Bible Truth Sleuth, CD player, copies of the lyrics page (at the end of this lesson), several pairs of scissors, pens, glue sticks, 1 index card per child Teacher Pack: CD</p>	<p>Tear out the Lesson 13 pages from each Bible Truth Sleuth student book.</p>
<p>4</p> <p>Lasting Impressions</p>	<p>Daily Challenges <i>(about 5 min.)</i> Choose a Daily Challenge to apply God's Word.</p>	<p>Bible Truth Sleuth</p>	
	<p>Weaving Faith at Home <i>(about 2 min.)</i> Talk about how to share what they learned with their families.</p>	<p>index cards from "The Mercy You Need" activity</p>	

Bold text within the lesson is spoken text.





Jesus Heals the Blind Man

Mark 10:46-52

BIBLE BACKGROUND
FOR LEADERS

Blind Bartimaeus Cries Out to Jesus for Healing

.....

Leaving Jericho on his way to Jerusalem, Jesus had gathered a crowd. Bartimaeus' blindness didn't prevent him from hearing the ruckus of the approaching crowd and from asking who was creating all the fuss. When he found out, his cries of "Son of David" in addressing Jesus were not just a way of identifying Jesus' lineage. Since the term "Son of David" is clearly a reference to the Messiah, Bartimaeus was shouting both to the crowd and to Jesus that he believed Jesus was the promised Messiah.

Although Jesus was surrounded by a crowd and was set on reaching his destination, his ears and heart were attuned to the cry of one calling out for mercy. Bartimaeus needed Jesus' mercy, and Jesus heard his cry.

Bartimaeus Hails Jesus as the Son of David

.....

In acknowledging Bartimaeus' identification of him as the Son of David, Jesus was also making a statement. Earlier in his ministry, he'd avoided being identified as the Messiah. But now, as he was making his last trip to Jerusalem, where he would be crucified, he was ready for his identity to be known.

Bartimaeus' Faith Initiates the Healing

.....

Notice that Bartimaeus' faith in Jesus initiated his healing. Jesus didn't say, "Because you've lived a good life in spite of your hardship, I'll heal you." He didn't say, "Because your parents were so faithful to me, I'll give you your sight." Jesus responded to Bartimaeus' faith. Things haven't changed. Jesus responds to our needs on the basis of our faith, not

because of anything good we've done or any specific set of words we repeat. Jesus shows us he cares for us by taking care of our needs as we acknowledge our dependence on him and trust in him to meet those needs. And what Jesus asks in return is that we do as Bartimaeus did and follow Jesus along the roads of our lives, no matter how old or young we may be.

The Jesus Connection

.....

Do you have a good friend who you usually talk to about your problems? Jesus is the ultimate friend. As Bartimaeus learned, we can cry out in faith when we need Jesus' help! And we can have faith in Jesus to meet our needs in one way or another.

Pray honestly about your needs, and then focus on the reasons you have faith in Jesus to help you, heal you, or simply hear you. You can write your prayer here.





1 GETTING STARTED

Barrier Busters

What You'll Do ■■■■■■

Welcome kids warmly as they arrive, and ask them how their week went. When everyone has arrived, have kids form groups of four.

Say: **Today we're starting with a game of Barrier Busters. Here's how it works.**

With your groups, stand in separate parts of the room—you'll need some space.

Allow time. **In your groups, choose a Director, a Mover, and two Barriers.** Allow kids time to choose roles. **The Mover will be "blind" by keeping both eyes closed tight during the game. The two Barriers will form a human wall that the Mover will try to get through. The Barriers must leave some kind of opening between them and cannot move once they've formed it. The Director can only use words to tell the Mover how to get through the opening between the Barriers. We'll play a few times so you can have a chance to play any of the roles. Any questions?** Repeat or clarify rules and roles as needed.

When kids understand the directions, begin play. After a few minutes, let group members switch roles and play again.

After another few minutes, have group members switch roles. In this round, the Director may use both words and touch to guide the Mover through the Barriers. Have kids switch roles one more time and play the final round. Then have kids sit in a circle.

Talk With Kids ■■■■

Lead kids in this discussion.

Ask:

- **What was it like trying to get through the Barriers?**
- **What was it like trying to direct the Mover through the Barriers?**
- **Why do you or don't you think the Director helped the Mover's ability to get through the Barriers?**
- **Tell about times you've had to count on others' help to reach a goal or complete a challenge.**
- **When those people helped you, what made you believe you could trust their help or advice?**

Say: **You each got to experience a small part of what it's like to be blind. Today's Bible passage is about a blind man named Bartimaeus. We'll call him Bart for short. He had faith that Jesus would care for him and his problem. When you believe in someone or trust them, that can also be called faith. As we explore what happened between Bart and Jesus, watch for the amazing things Jesus did. You'll discover some of the reasons ► WE HAVE FAITH IN JESUS, too.**





2 BIBLE EXPLORATION

I'm Bart

What You'll Do ■■■■■■

Open your Bible to Mark 10:46-52, and show children the passage.

Say: **Bart met Jesus in the city of Jericho during Jesus' ministry. Jesus had been preaching and teaching to large crowds wherever he went, and he'd taught in Jericho, too. A very large crowd of people swarmed around Jesus and his disciples as they left the city. Let's see what happened.**

Invite a willing child to read aloud Mark 10:46. Say: **Let's use our imaginations to experience what Bart did.** Have kids sit in a line on one side of the room, as if they're sitting by the side of the road.

You'll hear on the CD what happened to Bart. Every time you hear something Bart did or said, you can act out Bart's actions and call out the same words he used. But to try to understand what Bart experienced, you'll do everything with your eyes closed tightly. Bart was blind, so we'll do our best to understand what that's like.

Play "Blind Bart" (track 23 on the CD), encouraging kids to act out what they've heard as the track plays. Stop the CD when instructed, and distribute paper and crayons or markers.

Say: **As far as we know, Bartimaeus was blind for his whole life—until he met Jesus. Imagine—he'd never seen anything and the first time he can see, Jesus is standing in front of him. Draw a picture of how you imagine the scene as Bartimaeus first saw it.** Allow several minutes for drawing.

Talk With Kids ■■■■

Lead kids in this discussion.

Ask:

- **What was the hardest part of acting like Bart?**
- **What would you miss most if you couldn't see?**
- **Bart didn't give up, and he kept shouting for Jesus. What does that tell us about Bart's faith?**
- **Sometimes having faith can be like being blind—we can't see what God is doing. What's an area where you feel blind to what God is doing?**

Say: **Bart probably had lived a very difficult life being blind, but he had faith that Jesus could heal him. Jesus told Bart his faith had saved him and then gave him sight—that's amazing! Jesus showed Bart mercy because of his faith. We see Jesus' mercy, too, when ► WE HAVE FAITH IN JESUS. Let's explore the meaning of mercy.**



I'm Bart Supplies

-
- Bible
 - CD player
 - paper
 - crayons or markers
 - Teacher Pack**
 - CD: "Blind Bart" (track 23)





The Meaning of Mercy Supplies

Bibles

The Meaning of Mercy

What You'll Do ■■■■■■

Say: **To better understand the amazing thing Jesus did for Bart, let's look a little closer at what *mercy* really means.**

Have kids form groups of four, and give each group a Bible. Say: **The website dictionary.com defines *mercy* as "an act of kindness, compassion, or favor."** Have kids discuss the following questions in their groups.

Ask:

- **What are some other words that mean the same thing as mercy?**
- **Tell about a time you've seen someone show mercy to another person.**
- **What did those acts of mercy do for the person who needed help?**

Say: **Mercy can be shown in many ways. Let's take a look at another example of mercy.**

Have kids find the Key Verse, Titus 3:5, and ask someone from each group to read it aloud: "He saved us, not because of righteous things we had done, but because of his mercy. He saved us through the washing of rebirth and renewal by the Holy Spirit." Have kids discuss in their groups what they think the Key Verse means. Allow time, and then gather everyone to sit in a circle.

Talk With Kids ■■■■


Lead kids in this discussion.

Ask:

- **How do Jesus' actions toward Bart fit within the definition of mercy?**
- **In what ways does Jesus' mercy for Bart show us Jesus cared very much about Bart?**
- **Tell about a time you were shown mercy.**
- **When someone shows you mercy, why does or doesn't that help you trust them and have faith in them?**

Say: **To have mercy means to be kind, understanding, and forgiving. That's the kind of mercy Bart asked Jesus for. He showed faith that Jesus could heal him when he asked for Jesus' mercy. And Jesus healed him! Jesus' mercy and power to help us is an important reason ► WE HAVE FAITH IN JESUS. Let's think of ways Jesus can show us mercy in our lives.**





3

**WEAVING FAITH
INTO LIFE**

The Mercy You Need

What You'll Do

Have kids form pairs. Distribute pens, index cards, and this week's Bible Truth Sleuth pages. Set out scissors and glue sticks to share.

Say: **Jesus shows us his mercy in many ways. When we put our faith in Jesus and get to know him by talking to him, coming to church, and reading the Bible, we'll see that he meets our needs in the way we need it most.**

Have kids find the section entitled "The Mercy You Need" on their Bible Truth Sleuth pages.

Say: **On the big hearts there are words that describe ways to show mercy. Take a minute to read all of them, and think about which of those words best describes what you need from Jesus.** Allow time.

Tell your partner which word you picked, and why. Allow time.

Cut out the heart with the word you chose, and glue it to your index card. Allow time. **Now turn your index card over, and write your name on the back so you'll know it's yours.** Allow time.

Cut out the heart with the word your partner chose, and glue it next to yours. If you picked the same word, draw a heart next to yours and write the word in it. Allow time.

Write your partner's name next to the heart with his or her word. Then take a couple of minutes praying to ask Jesus to show your partner the mercy he or she needs. You can pray aloud or silently.

As kids pray, quietly play "His Mercy" (Titus 3:5a) (track 24 on the CD).

After kids have prayed, pass out copies of the lyrics page, and play "His Mercy" (Titus 3:5a) (track 24 on the CD) again. Lead the kids in singing, and every time the words "he saved us" are sung, have kids jump and point up.



**He saved us,
Not because of the righteous things we have done,
But because of his mercy. Right on!
He saved us,
Not because of the righteous things we have done,
But because of his mercy. Right on!**



The Mercy You Need Supplies

-
- Bible Truth Sleuth
- CD player
- copies of the lyrics page (at the end of this lesson)
- several pairs of scissors
- pens
- glue sticks
- 1 index card per child
- Teacher Pack**
- CD: "His Mercy" (Titus 3:5a) (track 24)

The Mercy You Need Easy Prep

-
- Tear out the Lesson 13 pages from each Bible Truth Sleuth student book.





He saved us,
And it's not because of what we've done.
He saved us
When the love of God came through his Son.
He saved us,
And it's no reward for what we give.
He saved us,
And because of his mercy we will live.

(Repeat from the beginning.)

"His Mercy" (Titus 3:5a) by Dean-o. © 2005 Group Publishing, Inc. All rights reserved.

Talk With Kids ■■■■

Lead kids in this discussion.

Ask:

- What did you like about helping someone else ask Jesus for mercy when you prayed for your partner?
- What helps you have faith that Jesus will show you and your partner the mercy you need?
- What can you do with your card to remind you to keep praying for mercy for yourself and for your partner?

Say: Jesus knew the greatest mercy Bart needed was healing from his blindness. Jesus knows our greatest needs, too, even better than we do. When ► **WE HAVE FAITH IN JESUS**, we show him that we trust him to meet our needs with his mercy. Let's look at ways we can have faith or grow our faith in Jesus this week.

4 LASTING IMPRESSIONS

Daily Challenges

What You'll Do ■■■■

Say: Let's think this week about the reasons ► **WE HAVE FAITH IN JESUS**. If you're learning about Jesus for the first time, you have some exciting discoveries ahead of you about believing in Jesus!

Have kids find this week's Daily Challenges on their Bible Truth Sleuth pages and choose one to do this week. They can choose one or more of these three options:

Daily Challenges
Supplies

Bible Truth Sleuth





- Write down ways you think Jesus met someone’s needs this week. Then thank Jesus for having mercy in those ways.
- Pray for yourself and your partner based on the hearts you put on your index card. Pray with faith that Jesus can hear and answer your prayers.
- Ask your church leader to tell you about why he or she has faith in Jesus.

Make sure you choose a Daily Challenge as well, and tell kids what you chose. Kids will be more inclined to follow through on their commitments when they see you doing the same.

Talk With Kids ■■■■

Lead kids in this discussion.

Ask:

- What’s a practical way you’re going to do your Daily Challenge? Include a time, a place, and other ideas.

Say: **Let’s remember to keep watch for Jesus’ mercy in our lives and the lives of people close to us. His mercy is as real today as it was for Bart. We’ll discover some of the amazing reasons ► WE HAVE FAITH IN JESUS as we follow through on our Daily Challenges this week.**

Weaving Faith at Home

Encourage kids to talk with their parents about the Daily Challenges they chose and what they learned about faith. Kids can also do the activities in the “HomeConnect” section of their Bible Truth Sleuth pages with their families.

Talk to your Director about emailing the FREE FamilyConnect to all your church’s families. Available at group.com/digital.

Close in prayer. Have kids hold their cards from “The Mercy You Need” activity between praying hands as you close in prayer.

Pray: **Dear God, thank you for sending Jesus to meet our needs with his mercy. Help us remember to have faith in your mercy. Help us recognize your help after we pray so our faith in you can grow. In Jesus’ name, amen.**



Weaving Faith at Home Supplies

.....
index cards from “The Mercy You Need” activity



**Lyrics** ■■■■**His Mercy (Titus 3:5a)**

He saved us,
Not because of the righteous things we have done,
But because of his mercy. Right on!

He saved us,
Not because of the righteous things we have done,
But because of his mercy. Right on!

He saved us,
And it's not because of what we've done.
He saved us
When the love of God came through his Son.
He saved us,
And it's no reward for what we give.
He saved us,
And because of his mercy we will live.

(Repeat from the beginning.)

"His Mercy" (Titus 3:5a) by Dean-o. © 2005 Group Publishing, Inc. All rights reserved.

