




Jesus Demonstrates His Authority

Mark 1:21-28

Children love to imagine that they have superhuman powers. They attempt to identify with heroes and grapple with some of life's tough questions, such as "Who should I look up to?" and "Who defeats the monsters I'm afraid of?" Jesus wants kids to understand that his power conquers their fears, doubts, and concerns about their world. Use this lesson to help kids understand that Jesus' power is larger and more powerful than anything they've ever imagined.



► **Bible Point**
Jesus is all-powerful.


LESSON	WHAT CHILDREN DO	SUPPLIES	EASY PREP
1 Getting Started	Who Has Authority? <i>(about 10 min.)</i> Play a game about authority.		
2 Bible Exploration	When Jesus Talks, People Listen <i>(about 15 min.)</i> Pair up, and discuss fears and how Jesus has power over them.	Bible, Bible Truth Sleuth, colored pencils Teacher Pack: Bible Timeline 	Tear out the Lesson 9 pages from each Bible Truth Sleuth student book.
	Nothing Separates Us <i>(about 15 min.)</i> Read the Key Verse, and consider what can't separate us from God's love.	Bibles, Bible Truth Sleuth, CD player, copies of the lyrics page (at the end of this lesson), pens Teacher Pack: CD	

Key Verse
"For I am convinced that neither death nor life, neither angels nor demons, neither the present nor the future, nor any powers, neither height nor depth, nor anything else in all creation, will be able to separate us from the love of God that is in Christ Jesus our Lord" (Romans 8:38-39).

Weaving Faith Into Life
Children will praise Jesus for his power in their lives.

Bold text within the lesson is spoken text.





LESSON	WHAT CHILDREN DO	SUPPLIES	EASY PREP
3 Weaving Faith Into Life	Mix Amazement <i>(about 15 min.)</i> Perform an experiment about Jesus' power, and apply it to their lives.	1 cup of water per child, empty cups, red and blue food coloring	
4 Lasting Impressions	Daily Challenges <i>(about 5 min.)</i> Choose a Daily Challenge to apply God's Word.	Bible Truth Sleuth	
	Weaving Faith at Home <i>(about 2 min.)</i> Talk about how to share what they learned with their families.	pads of sticky notes, pens	

Bold text within the lesson is spoken text.





1 GETTING STARTED

Who Has Authority?

What You'll Do ■■■■■■

Welcome kids warmly as they arrive, and ask them how their week went.

When everyone has arrived, have kids form two groups. Designate one group as the "Authority" team and the other group as the "Obey" team.

Say: **The Authority team will give orders to the Obey team. Make sure the orders aren't dangerous or mean, but you can decide what the Obey team should do. The Authority team could direct the Obey team to do things like moving all the chairs from one side of the room to the other and then back again, or marching around the room while singing a song. Ready? Pause. Go!** Allow time.

After the Authority team has given several orders, say to the Obey team: **Now you're the "Jesus" team and you can tell the Authority team what to do.** Allow the Jesus team to give some orders to the Authority team, again being careful that the orders aren't dangerous or demeaning. Let the Jesus team give several orders, then have kids sit down.

Talk With Kids ■■■■

Lead kids in this discussion.

Ask:

- What was it like having authority to give directions to someone?
- What was it like having to do what others were telling you to do?
- When the Obey team became the Jesus team, they had the ultimate authority. What do you think that tells us about Jesus?

Say: Today we'll discover that we can trust Jesus' direction and authority, because **JESUS IS ALL-POWERFUL.** Let's look in the Bible to learn about Jesus' amazing power.

2 BIBLE EXPLORATION

When Jesus Talks, People Listen

What You'll Do ■■■■■■

Say: There are some actions you'll do as I read today's Bible passage. Cup your

When Jesus Talks,
People Listen
Supplies

.....
Bible
Bible Truth Sleuth
colored pencils
Teacher Pack
Bible Timeline

When Jesus Talks,
People Listen
Easy Prep

.....
Tear out the Lesson 9
pages from each Bible
Truth Sleuth student
book.





hands behind your ears each time you hear a word having to do with teaching, such as *teach, teaching, teacher, or taught*. Demonstrate the action for kids. Each time you hear the word *amazed or amazing*, open your mouths and put your palms to your cheeks as you would if you were very surprised by something. Demonstrate the action for kids. Then, whenever you hear the name *Jesus*, make a muscle with your arm. Demonstrate the action for kids.

Our Bible passage today is from Mark 1:21-28, during Jesus' ministry with his disciples. Show kids the Bible Timeline, and point to the "Disciples Follow Jesus" picture. Listen as I read about something amazing that happened during Jesus' ministry, and don't forget to do the actions!

"Jesus and some of his disciples went to Capernaum, and when the Sabbath came, Jesus (make a muscle) went into the synagogue—which is a kind of church—and began to teach (cup hands behind ears). The people were amazed (look surprised) at his teaching (cup hands behind ears), because he taught (cup hands behind ears) them as one who had authority, not as the teachers (cup hands behind ears) of the law. Just then a man in their synagogue who was possessed by an evil spirit cried out, 'What do you want with us, Jesus (make a muscle) of Nazareth? Have you come to destroy us? I know who you are—the Holy One of God!'

"'Be quiet!' said Jesus (make a muscle) sternly. 'Come out of him!' The evil spirit shook the man violently and came out of him with a shriek.

"The people were all so amazed (look surprised) that they asked each other, 'What is this? A new teaching (cup hands behind ears)—and with authority! He even gives orders to evil spirits and they obey him.' News about him spread quickly over the whole region of Galilee."

Distribute today's Bible Truth Sleuth pages, and have kids find the "Power Over Fears" activity. Set out colored pencils.

Say: Find a partner, and talk about three things you're afraid of that you want Jesus to help you with. Allow time. Now draw a picture of those things or something that represents those things in the three bottom boxes. Allow time.

Say: We all have things we're afraid of. It's okay to be afraid of those things. But ► JESUS IS ALL-POWERFUL, and he can help us deal with our fears, just as he helped the man with the evil spirit.

In the three top boxes on your Bible Truth Sleuth pages, draw ways Jesus can use his power over everything to help you with the fears you drew in the boxes below. Allow time, helping kids as needed. Then gather everyone in a circle.





Nothing Separates Us Supplies

Bibles
Bible Truth Sleuth
CD player
copies of the lyrics page
(at the end of this
lesson)
pens
Teacher Pack
CD: "To God Be the
Glory" (track 14)

Talk With Kids ■■■■

Lead kids in this discussion.

Ask:

- What's so amazing about the authority Jesus showed in this Bible passage?
- Why does the authority Jesus had over an evil spirit show that he's all-powerful?
- What are some bad things in the world today? How would you like to see Jesus show power over them?
- What comforts you about knowing Jesus has the power to help you not be afraid of those bad things?

Say: **Jesus' power can do amazing things in our lives. Jesus will use his power to help us with our fears and to help us experience God's love. Keep watch for things going on around you that show you how ► JESUS IS ALL-POWERFUL. As Jesus helped the man with the evil spirit, Jesus helps and protects us today.**

Nothing Separates Us

What You'll Do ■■■■

Say: **Today our Key Verse is found in Romans 8:38-39.** Make sure kids have Bibles, and help them find the Key Verse. **Let's read it together: "For I am convinced that neither death nor life, neither angels nor demons, neither the present nor the future, nor any powers, neither height nor depth, nor anything else in all creation, will be able to separate us from the love of God that is in Christ Jesus our Lord" (Romans 8:38-39).**

Have kids find the "Nothing Separates Us" activity on their Bible Truth Sleuth pages, and hand out pens.

Say: **We've read our Key Verse and learned from the Bible about Jesus' power. Now write your own list of things that can't ever separate you from God. Remember, there is absolutely nothing that can separate you from the love of God through Jesus. Jesus is more powerful than anything we're afraid of or that we think is too strong.**

Have kids write on their Bible Truth Sleuth pages all the things that can't separate them from the love of God. After they've finished, pass out copies of the lyrics, and play "To God Be the Glory" (track 14 on the CD). Sing with kids, and allow them to jump and move around during the song.




Check it out now: to God be the glory.
(Repeat 3x.)

(Chorus)

**To God be the glory;
Great things he has done!**





So loved he the world,
That he gave us his Son,
Who yielded his life,
An atonement for sin,
And opened the life gate
That all may go in.

Check it out now: to God be the glory.

Praise the Lord! Praise the Lord!
Let the earth hear his voice!
Praise the Lord! Praise the Lord!
Let the people rejoice!
O come to the Father
Through Jesus, the Son,
And give him the glory;
Great things he has done!

Check it out now: to God be the glory.
Check it out now: to God be the glory.

(Repeat chorus.)

Praise the Lord! Praise the Lord!
Let the earth hear his voice!
Praise the Lord! Praise the Lord!
Let the people rejoice!
Praise the Lord! Praise the Lord!
Let the earth hear his voice!
Praise the Lord! Praise the Lord!
Let the people rejoice!

O come to the Father
Through Jesus, the Son.
O come to the Father
Through Jesus, the Son.
O come to the Father
Through Jesus, the Son,
And give him the glory;
Great things he has done!

Check it out now: to God be the glory.
Check it out now: to God be the glory.

"To God Be the Glory" by Fanny Jan Crosby and William Howard Doane





Talk With Kids ■■■■

Lead kids in this discussion.

Ask:

- What powerful things—even as powerful as they are—can’t separate us from God’s love? How do you know?
- In what ways can Jesus’ power help you face your fears?
- In the song, we sang “To God be the glory.” Why do you think it’s good to give credit and thanks to God for the ways he helps us?

Say: God—who’s all-powerful—sent his Son, Jesus, who’s also all-powerful to help us overcome fear and sin. *Sin* means doing wrong. When we believe in Jesus, he makes a way for us to not have to take the consequences of sin so we can be close to God. Because of Jesus’ power, nothing in the entire universe can separate us from God’s love. The man Jesus saved from the evil spirit found out it’s true that ► **JESUS IS ALL-POWERFUL**, and we can believe that, too.

3 WEAVING FAITH INTO LIFE

Mix Amazement

Mix Amazement Supplies

1 cup of water per child
empty cups
red and blue food
coloring

What You’ll Do ■■■■■■

Say: **To better understand Jesus’ power, let’s do an experiment.** Give each child a cup of water and an empty cup.

Say: **Think about some things that feel powerful in your life—so powerful it might seem like they could stop God from loving you.** As kids think, drip a drop or two of blue food coloring into each child’s cup. Say: **The blue food coloring represents those things.**

Say: **Now think of the things you know about God’s love. Go ahead and share some of your thoughts aloud.** As kids share, drip a drop or two of red food coloring into each child’s cup. Say: **The red food coloring represents God’s love. It mixed right in with all those other powerful things! Now comes the test—can you separate the blue water from the red water? You’ve got an empty cup to pour into as you try.** Allow time.

Talk With Kids ■■■■

Lead kids in this discussion.

Ask:

- Why weren’t you able to separate the blue and red water?
- In what ways did this experiment help you understand or get an idea of how Jesus’ power keeps us from being separated from God?





- What can you do when something in your life feels more powerful than God’s love?

Say: Even though our fears and sadness and pain threaten to separate us from God, ► **JESUS IS ALL-POWERFUL** and he can keep us from being separated from God. Nothing in our lives can separate us from the love of God because of Jesus’ power. Not even evil spirits living inside a man could separate that man from God’s love. Jesus showed his power over evil! Let’s choose ways we can explore Jesus’ power this week and know for ourselves that ► **JESUS IS ALL-POWERFUL.**



4 LASTING IMPRESSIONS

Daily Challenges

What You’ll Do ■■■■■■

Say: Let’s decide on a way we can learn more about or show thanks this week that ► **JESUS IS ALL-POWERFUL.**

Have kids find this week’s Daily Challenges on their Bible Truth Sleuth pages and choose one to do this week. They can choose one or more of these three options:

- Create a piece of artwork, like a painting or sculpture, that shows how Jesus demonstrates his power in your life—such as helping you face fears.
- Write a poem or song to worship Jesus for his power.
- Ask a trusted Christian adult to tell you about ways he or she has seen Jesus’ power in his or her life.

Make sure you choose a Daily Challenge as well, and tell kids what you chose. Kids will be more inclined to follow through on their commitments when they see you doing the same.

Talk With Kids ■■■■

Lead kids in this discussion.

Ask:

- What’s a practical way you’re going to do your Daily Challenge? Include a time, a place, and other ideas.

Say: Let’s remember what Jesus did for the man with the evil spirit and that ► **JESUS IS ALL-POWERFUL** as we follow through on our Daily Challenges this week.

Daily Challenges Supplies

Bible Truth Sleuth





Weaving Faith at Home Supplies

.....
pads of sticky notes
pens

Weaving Faith at Home


Encourage kids to talk with their parents about the Daily Challenges they chose and what they learned about Jesus' power. Kids can also do the activities in the "HomeConnect" section of their Bible Truth Sleuth pages with their families.

Talk to your Director about emailing the FREE FamilyConnect to all your church's families. Available at group.com/digital.

Take a couple of minutes to pray with your kids.

Give kids each a sticky note and a pen. Have them each write their biggest fear.

Then, pray: **Dear Jesus, we know you're all-powerful and we ask for your help in facing these fears and trusting they can't separate us from God's love.** Have kids tear up the papers with their fears and throw the pieces behind them. **Thank you for being so strong and showing us that with you, we don't have to be afraid. In your name, amen.**



Lyrics ■■■■

To God Be the Glory

Check it out now: to God be the glory.
(Repeat 3x.)

(Chorus)

To God be the glory;
Great things he has done!
So loved he the world,
That he gave us his Son,
Who yielded his life,
An atonement for sin,
And opened the life gate
That all may go in.

Check it out now: to God be the glory.

Praise the Lord! Praise the Lord!
Let the earth hear his voice!
Praise the Lord! Praise the Lord!
Let the people rejoice!
O come to the Father
Through Jesus, the Son,
And give him the glory;
Great things he has done!

Check it out now: to God be the glory.
Check it out now: to God be the glory.

(Repeat chorus.)

Praise the Lord! Praise the Lord!
Let the earth hear his voice!
Praise the Lord! Praise the Lord!
Let the people rejoice!
Praise the Lord! Praise the Lord!
Let the earth hear his voice!
Praise the Lord! Praise the Lord!
Let the people rejoice!

O come to the Father
Through Jesus, the Son.
O come to the Father
Through Jesus, the Son.
O come to the Father
Through Jesus, the Son,
And give him the glory;
Great things he has done!

Check it out now: to God be the glory.
Check it out now: to God be the glory.

"To God Be the Glory" by Fanny Jan Crosby and William Howard Doane



OK
TO COPY



