



Jesus Heals the Blind Man

Mark 10:46-52

First- and second-graders have many fears. Some children fear losing a parent or other relative. Others are afraid of the dark or imaginary monsters. These fears are very serious to first- and second-graders; don't take them lightly. This lesson will give you the opportunity to help alleviate some of the kids' fears by showing them they can trust Jesus and have faith in him. Use this lesson to help kids understand what it means to have faith in Jesus.

LESSON	WHAT CHILDREN DO	SUPPLIES	EASY PREP
1 Getting Started	Random Acts of Caring <i>(about 15 min.)</i> Act out examples of caring and kindness.		
2 Bible Exploration	Healing Hands <i>(about 15 min.)</i> Act out the Bible passage in a no-prep, no-practice skit.	Bible, CD player Teacher Pack: CD	
	The Meaning of Mercy <i>(about 10 min.)</i> Learn the Key Verse, and sing a song.	Bibles, CD player, copies of the lyrics page (at the end of the lesson) Teacher Pack: CD	


Bold text within the lesson is spoken text.




► **Bible Point**
We have faith in Jesus.
.....

Key Verse
"He saved us, not because of righteous things we had done, but because of his mercy" (Titus 3:5).
.....

Weaving Faith Into Life
Kids will show they have faith and trust in Jesus.
.....






LESSON	WHAT CHILDREN DO	SUPPLIES	EASY PREP
3 Weaving Faith Into Life	Care Cubes <i>(about 20 min.)</i> Create cubes, and play a game.	My Bible Fun, several pairs of scissors, tape, scrap paper, markers	Tear out the Lesson 13 pages from each My Bible Fun student book.
4 Lasting Impressions	Daily Challenges <i>(about 5 min.)</i> Choose a Daily Challenge to apply God's Word.	My Bible Fun	
	Weaving Faith at Home <i>(about 2 min.)</i> Talk about how to share what they learned with their families.		

***Bold text** within the lesson is spoken text.*





Jesus Heals the Blind Man

Mark 10:46-52

BIBLE BACKGROUND
FOR LEADERS

Blind Bartimaeus Cries Out to Jesus for Healing

Leaving Jericho on his way to Jerusalem, Jesus had gathered a crowd. Bartimaeus’ blindness didn’t prevent him from hearing the ruckus of the approaching crowd and from asking who was creating all the fuss. When he found out, his cries of “Son of David” in addressing Jesus were not just a way of identifying Jesus’ lineage. Since the term “Son of David” is clearly a reference to the Messiah, Bartimaeus was shouting both to the crowd and to Jesus that he believed Jesus was the promised Messiah.

Although Jesus was surrounded by a crowd and was set on reaching his destination, his ears and heart were attuned to the cry of one calling out for mercy. Bartimaeus needed Jesus’ mercy, and Jesus heard his cry.

Bartimaeus Hails Jesus as the Son of David

In acknowledging Bartimaeus’ identification of him as the Son of David, Jesus was also making a statement. Earlier in his ministry, he’d avoided being identified as the Messiah. But now, as he was making his last trip to Jerusalem, where he would be crucified, he was ready for his identity to be known.

Bartimaeus’ Faith Initiates the Healing

Notice that Bartimaeus’ faith in Jesus initiated his healing. Jesus didn’t say, “Because you’ve lived a good life in spite of your hardship, I’ll heal you.” He didn’t say, “Because your parents were so faithful to me, I’ll give you your sight.” Jesus responded to Bartimaeus’ faith. Things haven’t changed. Jesus responds to our needs on the basis of our faith, not

because of anything good we’ve done or any specific set of words we repeat. Jesus shows us he cares for us by taking care of our needs as we acknowledge our dependence on him and trust in him to meet those needs. And what Jesus asks in return is that we do as Bartimaeus did and follow Jesus along the roads of our lives, no matter how old or young we may be.

The Jesus Connection

Do you have a good friend who you usually talk to about your problems? Jesus is the ultimate friend. As Bartimaeus learned, we can cry out in faith when we need Jesus’ help! And we can have faith in Jesus to meet our needs in one way or another.

Pray honestly about your needs, and then focus on the reasons you have faith in Jesus to help you, heal you, or simply hear you. You can write your prayer here.





1 GETTING STARTED

Random Acts of Caring

What You'll Do ■■■■■■

Welcome kids warmly as they arrive, and ask them how their week went.

Gather everyone together.

Say: **Today we'll hear about a man who had faith in Jesus—he knew Jesus cared about him. Let's play a game to show different ways we know someone cares about us.**

Put kids in groups of four to five children. Then say: **In your group, think of some ways people show they care for each other. I'll give you a few minutes to think, and then we'll take turns acting out the things you thought of. Ready? Start thinking!**

Give kids a few minutes to think of ways to show caring. Circulate between groups to offer help as needed. If kids have trouble thinking of ways people show care to others, suggest ways such as taking care of someone who's sick, praying for someone, helping an elderly neighbor rake leaves, giving someone a hug, and bringing cookies to a neighbor.

Invite groups to take turns showing caring actions they thought of, while the kids in the other groups try to guess the actions. When all the groups have had at least one chance to act out an idea, lead everyone in a big round of applause for their performances.

Talk With Kids ■■■■

Lead children in this discussion.

Ask:

- Name one of the things someone acted out, and explain how that action would show someone really cares about you.
- Tell about some people you trust to always care for you.
- What are some things you know Jesus does to care for you?
- How does knowing these things help you trust and believe in Jesus?

Say: **Jesus loves you so much. He takes care of you every moment of every day, even if you can't see all the things he's doing to care for you. We know we can trust that Jesus will always care for us, and that's why ► WE HAVE FAITH IN JESUS.**





2

BIBLE
EXPLORATION

Healing Hands

What You'll Do

Open your Bible to Mark 10:46-52, and show children the passage. Say: **Today we'll hear about a blind beggar who had so much faith in Jesus that he did whatever he could to get to Jesus—and Jesus healed him. The blind man's name was Bart. Well, actually his name was Bartimaeus, but we'll call him Bart for short. As we listen to what happened, we'll act it out. Don't worry—you won't have to learn any words or do any actions by yourself. We'll act it out together without words. Just keep your eyes on me, and I'll lead you through the actions. Are you ready?**

Have the children stand in a line facing you. Play "Jesus Heals Bart" (track 24 on the CD), and lead children in silently acting out the bold-faced words in the script below.

Jesus Heals Bart

The place is Jericho. Bartimaeus, a blind man, **walked onto the scene with his hands out in front of him** to avoid running into anything. **He stumbled** as he walked and finally found a place to **sit down** beside the road. Poor Bart **held out his hands**, asking for money from the people passing by. "Money, please!" he shouted. "Money, please, for a poor, blind man." But most people just passed Bart by. Some of the people **gave him money** as they passed. Others had no money to spare but **gave him high fives**. Still others just walked by **with their noses in the air** and ignored him. Bart hated asking people for money, but he had no other way to get money for food, clothing, or a place to live.

Finally, late in the day, Bart heard a large crowd **shouting, "Jesus is coming!"** over and over. Bart heard **loud stomping footsteps** and **sounds of laughter**. Jesus really was coming! With Jesus out in front of the crowd, all the people came, **leaping and clapping!** Bart was excited like the rest, so he **cupped his hands** and began calling out to Jesus, **"Jesus, Son of David, have mercy on me!"** People in the crowd didn't like how Bart was shouting to Jesus. They **rubbed their chins and crossed their arms**. "Who does this beggar think he is, calling for Jesus' attention?" they asked. The people **held their fingers up to their lips and shh'd** Bart and told him to be quiet!

Jesus suddenly **stopped** and **held out his arms** to gently quiet the crowd. He **pointed to Bart** and said, "Call him." Everyone was surprised that Jesus wanted to talk with Bart—he was just a blind beggar. But they **waved their arms at Bart**. "Cheer up! On your feet!" they cried. "He's calling you."

Bart couldn't believe it! He was so excited, he **threw his coat aside and jumped up**. Then, **with arms held out in front of him, he ran to Jesus**.



Healing Hands Supplies

-
- Bible
 - CD player
 - Teacher Pack**
 - CD: "Jesus Heals Bart"
(track 24)





Jesus **took Bart's hand** and looked at him. Jesus asked, "What do you want me to do for you?" Bart **lowered his head** and answered Jesus. "Rabbi, I want to see," Bart said. Then Jesus said and did something very amazing. Jesus said, "Go, your faith has healed you." The people all started **whispering to each other** in surprise. Bart **slowly opened his eyes**. He **blinked and blinked**. At first, Bart had to **shield his eyes** from the bright sunlight. But when Bart realized that Jesus had healed him and that he could actually see, he started **leaping and jumping** with joy. "I'm healed! I'm healed! Thank you, Jesus," he cried. "Thank you, Jesus!" Everyone in the crowd got excited, too. The people began to **join hands, dancing and shouting, "Jesus is great! Jesus is great!"** Bart followed Jesus as they walked along the road together.

Talk With Kids ■■■■

Lead children in this discussion.

Ask:

- **What actions that you did in this activity seemed to show Bart's faith to you?**
- **Why do you think Bart's faith was important?**
- **What are some ways to act like someone who has faith in Jesus?**
- **How does your faith in Jesus help you?**

Say: **Jesus told Bart that his faith healed him. The fact is, Jesus loved Bart and wanted to care for him, no matter what. But Bart had a faith in Jesus that was so strong that he did whatever he could to get to Jesus. ► WE HAVE FAITH IN JESUS, too. And when we have things we need Jesus to care for, we can be bold and go to Jesus, too, because we have faith that he'll take care of us.**

The Meaning of Mercy

What You'll Do ■■■■

Say: **Bart was just a poor, blind beggar sitting by the side of the road asking people for money. Jesus was busy and had lots of people crowding around him. He didn't have to take the time to help a poor guy like Bart. But he did. Think about someone who's helped you, but didn't have to—maybe someone who's very busy or someone who seems very important.** Allow time; then invite kids to share.

Say: **Jesus always took time to help and pay attention to people, even though he's God. And he's always paying attention to us, too. Our Key Verse tells us why.** Help kids find Titus 3:5 in their Bibles. Then read aloud: **"He saved us, not because of righteous things we had done, but because of his mercy" (Titus 3:5).** Have kids repeat the verse with you several times.

Say: **There was nothing so wonderful about Bart to make Jesus stop and pay attention to him. It's just like our Key Verse says: Jesus didn't help Bart because of the righteous, or good, things Bart had done. After all, Bart was just a beggar! Jesus helped Bart because he had mercy for him. To have mercy means to show kindness and extra-special care to someone. Jesus cared so much for Bart that he was willing to stop what he was doing and heal him right on the spot!**

The Meaning of Mercy Supplies

Bibles
CD player
copies of the lyrics
page (at the end of the
lesson)


Teacher Pack

CD: "Because of His
Mercy" (Titus 3:5a)
(track 25)



Say: **Our Bible Point reminds us ► WE HAVE FAITH IN JESUS. We know he loves us and take care of us, not because of anything good we do, but because he wants to show us kindness. Let’s thank Jesus for his kindness to us as we sing a song.**

Hand out lyrics pages to the kids. Then play “Because of His Mercy” (Titus 3:5a) (track 25 on the CD), and lead kids as they sing along.

 **He saved us,
Not because of the righteous things we have done,
But because of his mercy. Right on!
He saved us,
Not because of the righteous things we have done,
But because of his mercy. Right on!**

**He saved us,
And it’s not because of what we’ve done.
He saved us
When the love of God came through his Son.
He saved us,
And it’s no reward for what we give.
He saved us,
And because of his mercy we will live.**

(Repeat from the beginning.)

“His Mercy” (Titus 3:5a) by Dean-o. © 2005 Group Publishing, Inc. All rights reserved.

Talk With Kids ■■■■

Lead children in this discussion.

Ask:

- **Why does Jesus’ kindness make you want to sing?**
- **What other things do you do when someone is kind to you?**
- **What can you do to help others know about Jesus’ kindness?**

Say: **► WE HAVE FAITH IN JESUS because we’ve seen his kindness toward others we read about in the Bible. And he shows his kindness in our lives, too. We’re so thankful because he takes the time to love and care for us. Let’s tell others about our faith in Jesus this week.**





Care Cubes Supplies

My Bible Fun
several pairs of scissors
tape
scrap paper
markers

Care Cubes Easy Prep

Tear out the Lesson 13
pages from each My
Bible Fun student book.

3

WEAVING FAITH INTO LIFE

Care Cubes

What You'll Do ■■■■■■

Have kids form a circle. Say: **Let's make Care Cubes to help us notice the ways Jesus cares for us. Because when we notice Jesus in our lives, it helps our faith to grow stronger.**

Go around the circle, and let each child name a way Jesus cares for us.

Give each child a My Bible Fun page, and set out the other supplies. Show children how to cut out the four Care Cube pictures and the Care Cube itself along the solid lines. Have kids set aside the Care Cube pictures.

Say: **Draw a picture on one of the white squares on your Care Cube to show a way Jesus cares for you. Allow time. Now draw a picture on the other white square of one thing you believe about Jesus. Allow time.**

Demonstrate how to fold a Care Cube on the dotted lines and tape the cube together, leaving the lid open for now. Then have kids crumple small pieces of scrap paper and place the paper wads inside the cubes to make them firm. Finally, let kids tape the cubes closed.

When kids finish drawing, have them tape their pictures to the remaining sides of their cubes. Make sure kids write their names somewhere on their cubes.

Say: **These Care Cubes show us ways that Jesus cares for us and reasons we can have faith in him. Let's use these Care Cubes to play a game.**

Have children sit in a circle on the floor, and give the kids a chance to explain their additional drawings.

Choose a child to start, and have the child gently roll his or her Care Cube across the circle to someone else. Have that child look at the picture on the top of the cube that was just rolled and say a one-sentence prayer aloud, thanking Jesus for that way he cares for us or that reason we can have faith in him. For example, if the picture on top of the cube shows Jesus healing someone, the child might say, "Thank you, Jesus, for healing us" or "Thank you, Jesus, that we can have faith in you to heal us."

Then have the player roll his or her cube to someone else in the circle. Continue play until each child has rolled and received a cube. Then have kids return the cubes to their owners.





Talk With Kids

Lead children in this discussion.

Ask:

- How can you use your Care Cube this week to make your faith in Jesus strong?
- Pick something on your Care Cube. What helps you have faith that Jesus cares for you in that way?
- What can you use your Care Cube for to tell others to have faith in Jesus?

Say: Noticing and reminding ourselves of all the ways Jesus shows up in our lives helps our faith grow stronger. And when our faith grows stronger, we grow stronger. ► **WE HAVE FAITH IN JESUS**, and we can help others by caring for them and telling them about Jesus. Let's remember the blind man this week as we share about Jesus with others.



4 LASTING IMPRESSIONS

Daily Challenges

What You'll Do

Say: Let's think about how ► **WE HAVE FAITH IN JESUS**.

Have kids find this week's Daily Challenges on their My Bible Fun pages and choose one to do this week. They can choose one or more of these three options:

- Use your Care Cube to show a friend how much Jesus cares for him or her.
- Teach a family member the Key Verse, and tell him or her that Jesus saved us!
- Write down three things Jesus has done to show you he cares about you and he's with you.

Make sure you choose a Daily Challenge as well, and tell kids what you chose. Kids will be more inclined to follow through on their commitments when they see you doing the same.

Talk With Kids

Lead kids in this discussion.

Ask:

- What's a practical way you're going to do your Daily Challenge? Include a time, a place, and other ideas.

Daily Challenges
Supplies

My Bible Fun





Say: Like the blind man did, ► **WE HAVE FAITH IN JESUS. We know he's God and he made us. We know he cares for us every day as he gives us the things we need. Let's show Jesus we have faith in him as we follow through on our Daily Challenges this week.**

Weaving Faith at Home

Encourage kids to talk with their parents about the Daily Challenges they chose and what they learned about faith in Jesus. Kids can also do the activities in the "HomeConnect" section of their My Bible Fun pages with their families.

Talk to your Director about emailing the FREE FamilyConnect to all your church's families. Available at group.com/digital.

Take a couple of minutes to pray with your kids. Encourage kids to thank Jesus for ways they know he cares for them. Pray: **God, we know Jesus loves us and cares for us.** Invite kids to tell ways they know Jesus cares for them. Then continue: ► **WE HAVE FAITH IN JESUS. Help us to trust him this week. In Jesus' name, amen.**





Lyrics ■■■■

Because of His Mercy (Titus 3:5a)

He saved us,
Not because of the righteous things we have done,
But because of his mercy. Right on!
He saved us,
Not because of the righteous things we have done,
But because of his mercy. Right on!

He saved us,
And it's not because of what we've done.
He saved us
When the love of God came through his Son.
He saved us,
And it's no reward for what we give.
He saved us,
And because of his mercy we will live.

(Repeat from the beginning.)

"His Mercy" (Titus 3:5a) by Dean-o. © 2005 Group Publishing, Inc. All rights reserved.



OK
TO COPY

