




# Four Friends Help a Paralyzed Man

Mark 2:1-12

Young children become uneasy when adults aren't happy with their behavior. They'll try to make the hurt relationship normal again. Knowing that they don't have to try to make their relationship with God "right" can make all the difference in the world to them. Use this lesson to help them understand that God wants to forgive them and give them his peace.



► **Bible Point**  
Jesus forgives us.


LESSON	WHAT CHILDREN DO	SUPPLIES	EASY PREP
<p><b>1</b></p> <p>Getting Started</p>	<p><b>Key Verse Shout</b> <i>(about 15 min.)</i> Make banners for the church, do a cheer, and learn the Key Verse.</p>	<p>Bible, My Bible Fun, CD player, 3 pieces of poster board or butcher paper, scissors, markers, copies of the lyrics page (at the end of the lesson) <b>Teacher Pack:</b> CD</p>	<p>Tear out the Lesson 12 pages from each My Bible Fun student book.</p> <p>Cut an upside-down "V" shape from one short end of each sheet of poster board or butcher paper.</p>
<p><b>2</b></p> <p>Bible Exploration</p>	<p><b>Jesus Heals</b> <i>(about 25 min.)</i> Play a game, and hear a modern-day roofer tell what happened in Mark 2:1-12.</p>	<p>Bible, CD player, blanket <b>Teacher Pack:</b> CD, "Jesus Heals a Paralyzed Man" poster (from the Big Bible Poster Pack)</p> 	

**Key Verse**  
"If we confess our sins, he is faithful and just and will forgive us our sins" (1 John 1:9).

**Weaving Faith Into Life**  
Kids will ask for forgiveness when they sin and will thank Jesus for his forgiveness.

*Bold text within the lesson is spoken text.*





LESSON	WHAT CHILDREN DO	SUPPLIES	EASY PREP
<b>3</b> Weaving Faith Into Life	<b>Healing Houses</b> <i>(about 20 min.)</i> Make houses, and ask for forgiveness.	foam cups, paper plates, several pairs of scissors, crayons, green yarn, glue, slips of paper	
<b>4</b> Lasting Impressions	<b>Daily Challenges</b> <i>(about 5 min.)</i> Choose a Daily Challenge to apply God's Word.	My Bible Fun	
	<b>Weaving Faith at Home</b> <i>(about 2 min.)</i> Talk about how to share what they learned with their families.		

***Bold text** within the lesson is spoken text.*





# Four Friends Help a Paralyzed Man

Mark 2:1-12

BIBLE BACKGROUND FOR LEADERS



## Jesus Makes Capernaum His Home Base

From this passage and others, it's apparent that Capernaum was Jesus' home base for much of his ministry.

Jesus was now drawing a crowd everywhere he went, and Capernaum was no exception. Even though Jesus had just arrived, no one was turned away and everyone was welcomed until the house was filled and people were standing outside the door!

## Four Friends Help a Paralyzed Man Get to Jesus

The persistence the four friends showed in getting the paralytic before Jesus demonstrated their faith that Jesus could heal him. Some suggest that it was their faith alone that prompted Jesus to heal the man and forgive his sins. However, that seems inconsistent with the rest of Scripture, which consistently emphasizes personal repentance and faith. Instead, it's likely the paralytic's faith was similar to that of his friends and that his faith simply wasn't mentioned here—his friends probably wouldn't have done what they had without their paralyzed friend's consent. And it's possible that the paralyzed man was unable to speak clearly enough to express his own faith.

## Jesus' Healings Amaze and Shock His Critics

Everyone in the house (and on the roof!) was likely shocked when Jesus first forgave the paralytic's sins. The skeptical teachers of the Law who were present didn't have to say anything for Jesus to know what they were thinking. He clearly intended to force them to face head-on who he really was. Evidence that sins were forgiven was not immediately visible, but healing the man's paralysis was. When Jesus healed the man,

he demonstrated that he had the power to do both. And by the order he chose, he also demonstrated that in his priorities the forgiveness of sins is more important than physical healing.

This passage says the people were amazed. In Matthew's and Luke's accounts of this incident (Matthew 9:2-8; Luke 5:17-26), we see that people also were filled with awe, the Greek word for which can also be translated as *fear*. They went away praising God, knowing that forgiveness is available in Jesus.

## The Jesus Connection

A relationship with Jesus satisfies all our needs. Jesus provides help, comfort, healing, and forgiveness. Because of his five friends, this man found healing and forgiveness! Praise God for the forgiveness you've received, and thank God for the people who helped you find friendship with Jesus and his forgiveness. Praise God for these good things today. You can write your prayer here.

---

---

---

---

---

---

---

---

---

---

---

---

---

---

---

---

---

---

---

---

---

---





## Key Verse Shout Supplies

Bible  
My Bible Fun  
CD player  
3 pieces of poster board  
or bulletin board paper  
scissors  
markers  
copies of the lyrics  
page (at the end of the  
lesson)

### Teacher Pack

CD: "If We Confess"  
(1 John 1:9) (track 22)

## Key Verse Shout Easy Prep

Tear out the Lesson 12  
pages from each My  
Bible Fun student book.

Cut an upside-down "V"  
shape from one short  
end of each sheet of  
poster board.

# 1 GETTING STARTED

## Key Verse Shout

### What You'll Do ■■■■■■

Welcome kids warmly as they arrive, and ask them how their week went.

Gather everyone together.

Give each child a My Bible Fun page. Open your Bible to 1 John 1:9, and show kids the verse. Say: **Today we get to hear about how ► JESUS FORGIVES US. Our Key Verse is written on our My Bible Fun pages. It says, "If we confess our sins, he is faithful and just and will forgive us our sins" (1 John 1:9).** Have kids repeat the verse several times with you.

Say: **There are some big words in that verse. Basically, it means that when we tell God we're sorry, he'll forgive us for the wrong things we do. Now, that's good news! God will always forgive us when we go to him! Let's share that awesome news with the rest of our church.**

Put kids in three groups, and give each group one banner and markers. Say: **Let's make banners to tell everyone about the good news that ► JESUS FORGIVES US. Each group will take part of the Key Verse, and then we'll hang them all together.**

Assign your groups as follows:

Group 1: "If we confess our sins,"

Group 2: "he is faithful and just"


Group 3: "and will forgive us our sins."

Encourage kids to write their phrases in large lettering. They can refer to their My Bible Fun pages for the words to the verse. As they work, walk around and explain to the groups what their phrases mean. Here are simple explanations of each phrase:

- **To confess means to tell God when you've done something wrong.**
- **"Faithful and just" means that God is fair.**
- **To forgive us our sins means that when we're sorry, God won't be mad at us for doing something bad.**

As kids finish writing the words, say: **Think of one thing that reminds you of Jesus' love for you. You might think of a cross, a heart, a sun, a smile, or anything that makes you happy. Each person in your group can draw the thing that represents Jesus' love on your banner. It's okay if two of you in the same group want to draw the same thing. Make sure you leave enough room on your banner for everyone to draw a picture.** Allow time.

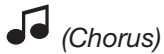




After children finish their banners, invite groups to share their phrases with everyone and tell what it means to them. Help kids if they have trouble explaining their phrases. Then say: **When people have exciting news like this, sometimes they carry banners and cheer. Let's do a cheer to celebrate Jesus' love and forgiveness.**

Have kids sit in a circle. Designate one or two children in each group to hold the banner. Ask everyone else to hold the My Bible Fun page. Say: **I'll read the Key Verse aloud. You'll jump up and shout the segment of the Key Verse that's on your banner as I read your part. If you're holding a My Bible Fun page, wave it in the air as you shout.** Check for understanding. Then lead the children in the cheer a few times.

Then hand out the lyrics page and play "If We Confess" (1 John 1:9) (track 22 on the CD). Encourage kids to hold up their banners as the appropriate words are sung.



*(Chorus)*

**If we confess, if we confess our sins,  
He's faithful and just and will forgive us our sins,  
And purify us from all unrighteousness,  
If we confess, if we confess our sins.**

**God says he will set us free if we confess our sins.  
God says he will set us free if we confess our sins.**

*(Repeat chorus.)*

**If we confess, if we confess our sins.**

"If We Confess" (1 John 1:9) by Carol Smith. © 2003, 2006 Group Publishing, Inc. All rights reserved.

## Talk With Kids ■■■■

Lead children in this discussion.

Ask:

- **What are some things you like to announce and celebrate like we did in this activity?**
- **What about this verse makes you want to celebrate?**
- **Tell about a time you forgave someone recently.**

Say: **It's really exciting to know that ► JESUS FORGIVES US. And when we're really excited about something, we might want to shout it from our rooftops, or sing a song about it, or write it down so other people can read about it when we're not around. This week we'll learn how ► JESUS FORGIVES US, and it'll be exciting enough to want to celebrate and share the good news with others!** Display your banners somewhere in the church for the rest of the week.





## Jesus Heals Supplies

Bible  
CD player  
blanket  
**Teacher Pack**  
CD: "Herman's Roof"  
(track 23)  
"Jesus Heals a  
Paralyzed Man" poster  
(from the Big Bible  
Poster Pack)

## 2 BIBLE EXPLORATION

# Jesus Heals

### What You'll Do ■■■■■■

Show kids the "Jesus Heals a Paralyzed Man" poster. Say: **Today we get to hear about how Jesus healed and forgave a man whose legs didn't work.** Have kids lie on the floor along a wall in your meeting area. Then stand in front of the opposite wall.

Say: **In a minute we'll play a new game. Here's how to play: When you hear me say, "You're healed," stand up and walk toward me. But when I say, "Stop," freeze in place and lie back on the floor until you hear me say, "You're healed" again. When you reach the wall by me, shout, "I'm healed!"** Check for understanding.

Start the game. When everyone reaches the opposite wall, have kids sit down in a circle. Open your Bible to Mark 2:1-12, and show kids the passage.

Say: **Mark 2:1-12 tells about the miracle of Jesus healing a man who couldn't walk. We'll hear what happened from a man who works on top of buildings! Let's climb a "ladder" to the rooftop to meet this man.**

Have the kids pretend to climb a ladder. Then play "Herman's Roof" (track 23 on the CD). The narrator will tell you to pause the CD six times (times indicated are approximate). Follow along, and lead the children in the discussion and activities; then press play again.

At the first pause (0:42), say: **Talk in pairs about a really hot day you experienced.** Allow time. **Let's hear what else the roofer has to say.**

At the second pause (1:38), say: **Talk with a partner about a time you were distracted by something.** Allow time. **The roofer is still telling about that lemonade. Let's listen.**

At the third pause (2:34), say: **Take turns carrying your friends on the blanket. One person at a time can lie on the blanket while the others hold and lift the sides for a moment.** Allow time. **Let's hear more from the roofer about those friends.**

At the fourth pause (3:06), say: **Talk with a partner about whether you have lots of faith like the friends in the Bible.** Allow time.

At the fifth pause (3:31), say: **Talk with a partner about why you think what Jesus did was amazing.** Allow time.

At the sixth pause (4:07), say: **Talk with a partner about some ways Jesus can use you to help someone.** Allow time. **I think the roofer has a little more to say. Let's listen.**

Say: **Herman told us about two really amazing things Jesus did for this paralyzed man.**



He healed his heart by forgiving him, and he healed the man’s legs so he could walk. Jesus healed the man on the inside first, and then he healed him on the outside.

**Talk With Kids** ■■■■

Lead children in this discussion.

Ask:

- What do you think of the fact that Jesus forgave the paralyzed man first, instead of just healing him?
- Which do you think is more important: to have our hearts healed or to have our bodies healed? Why?
- Tell about a way Jesus heals you.

Say: Jesus is so awesome that he can heal our bodies and our hearts, too! I’ll bet that the paralyzed man was really happy when Jesus forgave him! And I’ll bet he was happy that his friends helped him see Jesus. When we ask him to, ► JESUS FORGIVES US and heals us, too.



**3**

**WEAVING FAITH  
INTO LIFE**

# Healing Houses

**What You’ll Do** ■■■■■■

Say: The paralyzed man’s friend lowered him through a roof where Jesus was preaching. Today we’ll make something to represent the house where Jesus healed the paralyzed man. Give each child a plate and cup.

Have children turn the cups upside-down and draw on them so they look like houses. Help each child cut a slit in the top of his or her cup and tear a small hole that will fit a slip of paper through it. Demonstrate how to glue green pieces of yarn on the top of a cup to represent a thatched roof. Finally, have children put glue around the lip of their cups and attach them to the paper plates.

When the houses are complete, hand each child a slip of paper. Gather kids with their houses in a circle.

Say: The paralyzed man’s friends helped him by taking him to Jesus. They knew that ► JESUS FORGIVES US. All we have to do to be forgiven is to ask Jesus. When we tell him we’re sorry for doing something bad, he forgives us right away. That’s how much Jesus loves us!

## Healing Houses Supplies

- .....
- foam cups
  - paper plates
  - several pairs of scissors
  - crayons
  - green yarn
  - glue
  - slips of paper





Say: **Think of something you want Jesus to forgive you for.** Allow time. **Write or draw that thing on the slip of paper.** Allow time. **Like the friends lowered the paralyzed man through the roof, put your slip of paper through your roof, and ask Jesus for forgiveness for that thing.**

### Talk With Kids ■■■■

Lead children in this discussion.

Ask:

- **What was it like to ask for forgiveness in this way?**
- **Why do you think it's important to ask Jesus for forgiveness?**

Say: **The friends knew that Jesus could help the paralyzed man. And Jesus did help him in more than one way! Jesus healed him and forgave him. ► JESUS FORGIVES US, too. This week, when we do wrong things, let's remember the paralyzed man and how Jesus forgave him.**

## 4 LASTING IMPRESSIONS

### Daily Challenges

Daily Challenges  
Supplies

My Bible Fun

#### What You'll Do

Say: **Let's think about how ► JESUS FORGIVES US.**

Have kids find this week's Daily Challenges on their My Bible Fun pages and choose one to do this week. They can choose one or more of these three options:

- **When you hurt someone's feelings this week, ask him or her for forgiveness, remembering that Jesus forgives us for all of our sins and we do the same!**
- **This week when you do something wrong, write or draw a picture on a slip of paper, and ask Jesus to forgive you as you lower the slip through the roof of your healing home.**
- **Draw a picture of what you think Jesus looks like, and hang it up in your room, remembering each time you see it that Jesus forgives your sins!**

Make sure you choose a Daily Challenge as well, and tell kids what you chose. Kids will be more inclined to follow through on their commitments when they see you doing the same.

### Talk With Kids ■■■■

Lead kids in this discussion.

Ask:

- **What's a practical way you're going to do your Daily Challenge? Include a time, a place, and other ideas.**







Say: **Just as Jesus forgave and healed the paralyzed man, ► JESUS FORGIVES US and heals us. Let's remember to thank Jesus and to tell others about him as we follow through on our Daily Challenges this week.**



## Weaving Faith at Home

Encourage kids to talk with their parents about the Daily Challenges they chose and what they learned about Jesus' forgiveness. Kids can also do the activities in the "HomeConnect" section of their My Bible Fun pages with their families.

Talk to your Director about emailing the FREE FamilyConnect to all your church's families. Available at [group.com/digital](http://group.com/digital).

Take a couple of minutes to pray with your kids. Pray: **God, thank you for sending Jesus to forgive us. Thank you that we can always go to you when we do something wrong, and you'll always forgive us and love us. Please forgive us for these things...** Allow a few moments for kids to silently talk to God about areas in which they need forgiveness. **In Jesus' name, amen.**



**Lyrics** ■■■■**If We Confess (1 John 1:9)**

*(Chorus)*

**If we confess, if we confess our sins,  
He's faithful and just and will forgive us our sins,  
And purify us from all unrighteousness,  
If we confess, if we confess our sins.**

**God says he will set us free if we confess our sins.  
God says he will set us free if we confess our sins.**

*(Repeat chorus.)*

**If we confess, if we confess our sins.**

"If We Confess" (1 John 1:9) by Carol Smith. © 2003, 2006 Group Publishing, Inc. All rights reserved.

**! OK  
■ TO COPY**

