

# Solomon Turns Away From God

1 Kings 11:1-13

Third- and fourth-graders are very familiar with the idea of choosing to do right rather than wrong. But to be devoted to the right cause or to the right person is a fairly new concept to them. Third- and fourth-graders are idealistic, and they can become passionate about a cause they believe is right or just. That means that this is the perfect time to teach them to be devoted to God. Use today's lesson to help these children understand that God wants all people to be wholeheartedly devoted to him.




**Bible Point**  
Be devoted to God.

**Key Verse**  
"Trust in the Lord with all your heart and lean not on your own understanding; in all your ways acknowledge him, and he will make your paths straight" (Proverbs 3:5-6).

**Weaving Faith Into Life**  
Kids will focus on God in their lives despite distractions.


LESSON	WHAT CHILDREN DO	SUPPLIES	EASY PREP
<b>1</b> Getting Started	<b>Which Way Do I Go?</b> <i>(about 10 min.)</i> Attempt to persuade a blindfolded child to come to their side of the room.	blindfold	Clear an area in the center of the room.
<b>2</b> Bible Exploration	<b>Solomon's Wedding Coordinator</b> <i>(about 25 min.)</i> Listen to Solomon's wedding coordinator.	Bibles, CD player, masking tape, paper, pencils <b>Teacher Pack:</b> CD: "Solomon's Wedding Coordinator" (track 13), confetti	Use masking tape to make a straight path on the floor of your room from one end to the other.
	<b>Proverbs 3:5-6</b> <i>(about 15 min.)</i> Look at the Key Verse and create a banner.	Bibles, CD player, 4 sheets of poster board, markers, 1 copy per person of the lyrics page (at the end of this lesson) <b>Teacher Pack:</b> CD: "Trust in the Lord" (Proverbs 3:5-6) (track 14)	





LESSON	WHAT CHILDREN DO	SUPPLIES	EASY PREP
<p><b>3</b></p> <p>Weaving Faith Into Life</p>	<p><b>My Path</b> <i>(about 10 min.)</i> Discover what things can cause distractions, and come up with strategies to stay devoted to God.</p>	Bibles, Bible Truth Sleuth, pens or pencils	Tear out the Lesson 7 pages from each Bible Truth Sleuth student book.
<p><b>4</b></p> <p>Lasting Impressions</p>	<p><b>Daily Challenges</b> <i>(about 5 min.)</i> Choose a Daily Challenge to apply God's Word.</p>	Bible Truth Sleuth	
	<p><b>Weaving Faith at Home</b> <i>(about 2 min.)</i> Talk about how to share what they learned with their families.</p>		





# Solomon Turns Away From God

1 Kings 11:1-13

BIBLE BACKGROUND  
FOR LEADERS

## Solomon Begins His Reign

During his reign, David made preparations for a temple to be built, and he commissioned his son Solomon to make sure that it happened (1 Chronicles 22:2-11).

Once the Temple was built, Solomon dedicated it with a magnificent prayer (1 Kings 8:23-53). He praised God’s power, goodness, and mercy. He asked God to hear, forgive, and bless his people. After that prayer, God appeared to Solomon and reaffirmed his promise to establish an heir of David on the throne forever if Solomon and his descendants continued to walk before God in “integrity of heart and uprightness” (1 Kings 9:4-5). However, God also issued a warning: If Solomon or his sons turned away from the Lord and served other gods, God would reject them and make Israel an object of ridicule among all peoples (1 Kings 9:6-7).

## Solomon’s First Mistake

Solomon’s wisdom and Israel’s prosperity made Solomon enormously wealthy. First Kings 10:14-29 describes some of his possessions, including huge amounts of gold, a fleet of ships, hundreds of chariots, and thousands of horses—all in spite of the fact that the accumulation of large numbers of horses and vast amounts of gold and silver was expressly forbidden in Deuteronomy 17:16-17.

## Solomon’s Folly

The king of Israel was not to take many wives for himself because they would lead him astray (Deuteronomy 17:17). Solomon had 700 wives and 300 concubines. But having foreign wives was even worse than having many wives, and many of Solomon’s wives were from nations whose people the Israelites were expressly forbidden to marry (1 Kings 11:1-2). Indeed, the wives led him astray. After such an illustrious

beginning to his reign and many years of faithfulness and prosperity, Solomon turned to worshipping the gods of his foreign wives. The next time God spoke to Solomon, it was to tell him that the kingdom would be torn from Solomon’s son.

## The Jesus Connection

Biblical wisdom isn’t primarily knowing facts about Jesus—it’s living out a friendship with and a respect for Christ. Wisdom produces transformation, not just information.

Read 2 Chronicles 7:14. Long before Solomon went astray, God gave him and his people a road map to restore their friendship with God. Take a minute to reflect and confess your own sin to God. As you pray, you can draw a road map below that symbolizes your sin and repentance.





### Which Way Do I Go? Supplies

blindfold

### Which Way Do I Go? Easy Prep

Clear an area in the  
center of the room.

## 1 GETTING STARTED

# Which Way Do I Go?

### What You'll Do ■■■■■■

Welcome kids warmly as they arrive, and ask them how their week went.

Then form two groups. Have the two groups stand on opposite sides of the room. Have one group choose someone to stand in the middle of the room. Blindfold the child, and turn him or her around several times.

Then have the two groups each call out to the blindfolded child to persuade him or her to come to their side of the room. The child will try to choose the group he or she came from and walk toward it. Stress the importance of being devoted to the group he or she came from.

Play the game several times, alternating which group the child to be blindfolded is chosen from. Try to give every child who's willing a chance to be blindfolded. Then have all the children sit on the floor.


### Talk With Kids ■■■■

Ask:

- What was it like to be the blindfolded person with everyone screaming at you?
- How did you try to persuade the blindfolded person to choose your group?
- What does it mean to be devoted to God?
- In the game we played, it was easy to get pulled away from the group we were devoted to. What kinds of things might pull us away from our devotion to God?
- What can we do to stay devoted to God when distractions come up?

Say: Today we're going to talk about Solomon, who was considered the wisest man in the world. Solomon had asked God for wisdom and God had given it to him. When Solomon became the king of Israel, he was wholeheartedly devoted to God. But during the course of his life, he allowed himself to be pulled away from his devotion to God. We're going to talk about that today and find out what we can do to ► **BE DEVOTED TO GOD.**





2

BIBLE  
EXPLORATION

# Solomon's Wedding Coordinator

## What You'll Do ■■■■■■

Give children each a piece of paper, and have them fold it to create a fan. Toss the confetti onto the floor at one end of the path. Have kids stand at the beginning of the path near the confetti.

Say: **We're going to hear about all of Solomon's weddings from his wedding coordinator. Every time you hear her mention the words *wedding* or *marriage*, wave your fan to try to get the confetti to the other end of the path.**

Play "Solomon's Wedding Coordinator" (track 13 on the CD) as kids fan the confetti. The CD segment tells the account of 1 Kings 11:1-13 from the perspective of a fictitious wedding coordinator, hired to coordinate each of Solomon's 700 weddings.

Say: **Much like Solomon went his own way and married women God had told him not to marry, we also sometimes go our own way instead of trusting God's ways and being devoted to him. The confetti represents those times we go off God's path. Let's take a closer look at how Solomon got off of that straight path.**

Hand out Bibles, and have kids find partners. Give each child paper and a pencil.

Say: **Working with your partner, read 1 Kings 11:1-13. As you read, list all the things that Solomon did that had a negative impact on his devotion to God. You'll have 10 minutes to read and make your list.**

Give kids 10 minutes to work. If some kids finish early, have them make a counter-list—a list of things Solomon could have done differently that would have had a positive impact on his devotion to God.

Say: **Now talk with your partner about why you think Solomon lost his devotion to God, based on the things you wrote on your list.**

Give kids a few minutes to talk, and then gather the whole group's attention.



## Solomon's Wedding Coordinator Supplies

- .....
- Bibles
- CD player
- masking tape
- paper
- pencils
- Teacher Pack**
- CD: "Solomon's Wedding Coordinator" (track 13)
- confetti

## Solomon's Wedding Coordinator Easy Prep

.....

Use masking tape to make a straight path on the floor of your room from one end to the other.





## Proverbs 3:5-6 Supplies

Bibles  
CD player  
4 sheets of poster board  
markers  
1 copy per person of the  
lyrics page (at the end  
of this lesson)

### Teacher Pack

CD: "Trust in the Lord"  
(Proverbs 3:5-6)  
(track 14)

## Talk With Kids ■■■■

Ask:

- How well could you keep the confetti on the straight path?
- How was having the confetti blow off the straight path like getting pulled away from being devoted to God?
- Explain whether you think there was one main thing that blew Solomon off God's path or if it was a combination of things.
- What can you do to stay devoted to God?

Say: **Staying devoted to God can be tough. Solomon faced pressure from his wives to follow false gods. Solomon was one of the wisest men who ever lived. But even though Solomon was completely devoted to God at first, he messed up and started to worship false gods. Becoming distracted from complete devotion to God could happen to any of us. In fact, it does happen to all of us at some point in our lives! Let's learn what we can do to ► BE DEVOTED TO GOD and stay that way. We'll learn some strategies for being faithful and avoiding the temptation to stray from God.**

Have kids help pick up and discard the confetti.

## Proverbs 3:5-6



**Tip** If you don't have poster board, use the biggest sheets of paper you can.

## What You'll Do ■■■■

Have kids form four groups. Give each group a Bible, a sheet of poster board, and markers. Send each group to a different area of the room.

Give the first group the first part of the Key Verse: "Trust in the Lord with all your heart."

Give the second group the next part of the Key Verse: "Lean not on your own understanding."

Give the third group the next part of the Key Verse: "In all your ways acknowledge him."

Give the fourth group the final part of the Key Verse: "And he will make your paths straight."

Say: **You'll make a banner for today's Key Verse. Let's read it together.** Have kids turn to Proverbs 3:5-6 and read the verses aloud together: "Trust in the Lord with all your heart and lean not on your own understanding; in all your ways acknowledge him, and he will make your paths straight."

Say: **I want each group to talk about your part of the Key Verse and then draw a picture that shows what that part of the verse means to you.**






Give kids about 8 minutes to discuss their part of the verse and to complete their drawings.

Play “Trust in the Lord” (Proverbs 3:5-6) (track 14 on the CD) while kids draw. You’ll need to re-cue it about two times.

After groups have finished their part of the banner, have them put together the pieces of the banner while the Key Verse song plays. When they’ve finished the banner, have kids sing the song, referring to copies of the lyrics if needed.

 **Trust in the Lord (trust in the Lord)**  
**With all your heart (with all your heart).**  
**And lean not on your own understanding (understanding).**  
**In all your ways (in all your ways),**  
**Acknowledge him (acknowledge him);**  
**He will make your paths straight.**

**Once you begin that way,**  
**Don’t you ever, ever stray;**  
**You’ll be on your way to an amazing life.**  
**Once you begin that way,**  
**Don’t you ever, ever stray;**  
**You’ll be on your way to an amazing life.**

*(Repeat from the beginning; then repeat first part.)*

**Yeah, he will make your paths straight.**  
**Oh, yeah, he will make your paths straight.**

“Trust in the Lord” (Proverbs 3:5-6) by Rob Biagi. © 2005 Group Publishing, Inc. All rights reserved.

### Talk With Kids

Ask:

- What did you learn about devotion to God while preparing your part of the banner?
- How can your specific part of the verse help you stay devoted to God?
- What does the Key Verse mean, that God will make your paths straight?

Our Key Verse is a great promise. God wants us to be devoted to him. If we are, he’ll do great things for us and through us. If we trust him, lean on him for understanding, and acknowledge him, then God promises to make our way straight. That doesn’t mean that everything in our lives will go perfectly, but it does mean that if we choose to ► **BE DEVOTED TO GOD**, our lives will have purpose and meaning. Let’s commit to stay devoted, rather than letting things distract us the way Solomon let things distract him.





### My Path Supplies

Bibles  
Bible Truth Sleuth  
pens or pencils

### My Path Easy Prep

Tear out the Lesson 7  
pages from each Bible  
Truth Sleuth student  
book.

## 3 WEAVING FAITH INTO LIFE

### My Path

#### What You'll Do ■■■■■■

Say: **Let's take a look at our Bible Truth Sleuth page for today and find out what things may keep us from putting God first and staying on his straight path.**

Have kids turn to the "A Straight Path" activity on their Bible Truth Sleuth pages. Have kids form pairs, and make sure each pair has a Bible.

Say: **This illustration shows kids setting out on the path of their lives. Pretend that you're right at the beginning of the path. If you live according to Proverbs 3:5-6, your path will be straight. But all of us face temptations that threaten to make our paths crooked.**

**With your partner, follow the path that's shown on your page, look up the Scriptures shown, and identify some of the temptations that threaten to pull you off your course of being devoted to God.**

Give kids about five minutes to work. Then have willing kids share their answers with the rest of the group.

#### Talk With Kids ■■■■

Ask:

- **Why do other things often compete for our devotion to God?**
- **What are the differences between trying to live a "perfect" life and trying to live a life that's devoted to God?**
- **What are some strategies that have worked for you when temptations have threatened your devotion to staying on God's path?**

Say: **Being devoted to God means caring about how we live and the choices we make. Once we start losing focus on God, like Solomon did, we will find ourselves in trouble. Let's pray now to ► BE DEVOTED TO GOD. I'll pause in the prayer for you to silently talk to God.**

Pray: **Dear God, we ask you to give us the strength and the discipline needed to accomplish your goal. Pause. God, we ask for you to help us love you more each day. Pause. God, thank you for your promises to us and your faithfulness to us. Pause. In Jesus' name, amen.**





4

LASTING  
IMPRESSIONS

# Daily Challenges

## What You'll Do ■■■■■■

Say: **Let's think about how we can gain wisdom by following God's Word this week.**

Direct kids to find this week's Daily Challenges on their Bible Truth Sleuth pages and to choose one to do this week. They can choose one or more of these three options:

- **Read 1 Kings 11:1-13 with a parent, and discuss ways you can be more devoted to God in your own life.**
- **Invite a friend who doesn't know God to come to church with you.**
- **Show devotion to God by reading your Bible each night before bed. Try not to miss a day this week!**

Make sure you choose a Daily Challenge as well, and tell the kids what you chose. Kids will be more inclined to follow through on their commitments when they see you doing the same.

## Talk With Kids ■■■■

Ask:

- **What's a practical way you're going to do your Daily Challenge? Share a time, a place, or other ideas.**

Say: ► **This week, let's remember to ► BE DEVOTED TO GOD by following through on our Daily Challenges. Don't get led away from God like Solomon did!**

# Weaving Faith at Home

Encourage kids to talk with their parents about the Daily Challenges they chose and what they learned about being devoted to God. Kids can also do the activities on the "HomeConnect" section of their Bible Truth Sleuth pages with their families.

Talk to your Director about e-mailing the FREE FamilyConnect to all your church's families. Available at [group.com/digital](http://group.com/digital).

Take a couple minutes to pray with your kids, asking God to help each of us to be devoted to God this week.



## Daily Challenges Supplies

.....  
Bible Truth Sleuth





## Trust in the Lord (Proverbs 3:5-6)

Trust in the Lord (trust in the Lord)  
 With all your heart (with all your heart).  
 And lean not on your own understanding (understanding).  
 In all your ways (in all your ways),  
 Acknowledge him (acknowledge him);  
 He will make your paths straight.

Once you begin that way,  
 Don't you ever, ever stray;  
 You'll be on your way to an amazing life.  
 Once you begin that way,  
 Don't you ever, ever stray;  
 You'll be on your way to an amazing life.

*(Repeat from the beginning; then repeat first part.)*

**Yeah, he will make your paths straight.  
 Oh, yeah, he will make your paths straight.**

"Trust in the Lord" (Proverbs 3:5-6) by Rob Biagi. © 2005 Group Publishing, Inc. All rights reserved.

**OK  
 TO COPY**

© FaithWeaver NOW™ group.com

