

Solomon Writes Many Proverbs

1 Kings 4:29-34; Proverbs 1:1-7

First- and second-graders are gaining precious skills of reading, writing, spelling, and math. They're beginning to understand what it means to be "smart," but they probably lack an understanding about wisdom. Use this lesson to emphasize that wisdom isn't just a matter of knowledge. Wisdom is being able to apply knowledge to make decisions that please God. Wisdom involves a deep sense of respect for God, a desire to seek God, and the humility to submit to God.



► Bible Point

We become wise by following God's Word.

Key Verse

"The fear of the Lord is the beginning of wisdom, and knowledge of the Holy One is understanding" (Proverbs 9:10).



Weaving Faith Into Life

Kids will find wisdom from God's Word and apply it to their lives.

LESSON	WHAT CHILDREN DO	SUPPLIES	EASY PREP
1 Getting Started	Who's Wise? <i>(about 5 min.)</i> Name wise people they know.		
2 Bible Exploration	Beyond Measure <i>(about 10 min.)</i> Discover that Solomon's wisdom was measureless.	Bible, container of sand	
	Game Show Blues <i>(about 5 min.)</i> Hear a modern story about Solomon.	Bible, CD player Teacher Pack: CD: "Solomon's Wisdom" (track 10)	





LESSON	WHAT CHILDREN DO	SUPPLIES	EASY PREP
<p style="text-align: center;">2</p> <p style="text-align: center;">Bible Exploration <i>(continued)</i></p>	<p>Wise Advice <i>(about 15 min.)</i> Write wise advice.</p>	<p>Bible, My Bible Fun, crayons, markers, sticky notes Teacher Pack: “Solomon Writes Proverbs” poster from the Big Bible Poster Pack</p>	<p>Tear out the Lesson 6 pages from each My Bible Fun student book.</p> 
	<p>Key Verse Wisdom <i>(about 15 min.)</i> Think about how amazing God is.</p>	<p>Bible, My Bible Fun, crayons, CD player, copies of the lyrics page (at the end of this lesson) Teacher Pack: CD: “Proverbs” (track 11), “Fear of the Lord” (Proverbs 9:10) (track 25)</p>	
<p style="text-align: center;">3</p> <p style="text-align: center;">Weaving Faith Into Life</p>	<p>Pencil It In <i>(about 10 min.)</i> Make pencil toppers.</p>	<p>1 new pencil and 1 chenille wire per child, hole punch, crayons, colored pencils, fine-tipped markers, CD player Teacher Pack: CD: “Fear of the Lord” (Proverbs 9:10) (track 25), “Pencil Toppers” cards</p>	<p>Separate the “Pencil Toppers” cards.</p> 
<p style="text-align: center;">4</p> <p style="text-align: center;">Lasting Impressions</p>	<p>Daily Challenges <i>(about 5 min.)</i> Choose a Daily Challenge to apply God’s Word.</p>	<p>My Bible Fun</p>	
	<p>Weaving Faith at Home <i>(about 2 min.)</i> Talk about how to share what they learned with their families.</p>		





1 GETTING STARTED

Whoo's Wise?

What You'll Do ■■■■■■

Welcome kids warmly as they arrive, and ask them how their week went.

Have kids sit in a circle.

Say: **When a person is very smart and knows a lot, we may say that person is wise. God was very wise in all the animals he made. One animal he made, the owl, makes a funny sound. What does an owl say?**

Say: **Let's play a game called "Whoo's Wise?" I want you to think about who's the wisest, smartest person you know. I'll give you a minute to think.**

After a minute, go around the circle and have the group call out together to each child, "Whoo's wise?" Then let each child say the wisest or smartest people he or she knows.

Say: **Wow! We know a lot of smart people! A smart person may know a lot of facts and figures, but a wise person knows more than that!**

Talk With Kids ■■■■

Lead kids in the following discussion.

Ask:

- What makes the people that you named wise?
- What do you think it means to be wise?

Say: **A wise person knows how to live a life that pleases God. Today we're going to learn about a very wise man named Solomon. And we'll learn that ► WE BECOME WISE BY FOLLOWING GOD'S WORD. Now let's find out just how wise Solomon was!**





2

BIBLE
EXPLORATION

Beyond Measure



Tip If you don't have access to a clean sandbox or craft sand, use salt instead.

What You'll Do

Open your Bible to 1 Kings 4:29-34, and show kids the passage. Tell kids this is God's book.

Say: **The Bible tells us just how wise Solomon was. Listen to what the Bible says: "God gave Solomon wisdom and very great insight, and a breadth of understanding as measureless as the sand on the seashore." Wow! The Bible says Solomon's wisdom and understanding were so big they couldn't be measured, just like the sand on the seashore can't be measured. Let's see what that's like.**

Have kids form groups of no more than four, and station each group at a different table or section of a table. Place a small pile of sand in front of each group.

Say: **With your group, count how many grains of sand are in your pile. Make sure to count each piece of sand one by one. Ready? Go!**

Give kids a few minutes to try to count the sand. If kids grumble that it's impossible, ask them to keep trying. After several minutes, call time.

Have each group brush their sand back into the container. Then gather everyone's attention.

Talk With Kids

Lead kids in the following discussion.

Ask:

- What was it like to count the grains of sand?
- What amount of time would it take to count them all?

Say: ► **WE BECOME WISE BY FOLLOWING GOD'S WORD. Solomon was so wise that his wisdom couldn't be measured, just as we couldn't measure these grains of sand. That's a lot of wisdom! People from all over heard about Solomon's wisdom. Let's see what else the Bible says about Solomon.**



Beyond Measure Supplies

Bible
container of sand





Game Show Blues Supplies

Bible
CD player
Teacher Pack
CD: "Solomon's
Wisdom" (track 10)

Wise Advice Supplies

Bible
My Bible Fun
crayons
markers
sticky notes
Teacher Pack
"Solomon Writes
Proverbs" poster from
the Big Bible Poster
Pack

Wise Advice Easy Prep

Tear out the Lesson 6
pages from each My
Bible Fun student book.

Game Show Blues

What You'll Do

Say: **The Bible says that Solomon's wisdom was greater than anyone else's. Listen to what the Bible says: "Solomon's wisdom was greater than the wisdom of all the men of the East, and greater than all the wisdom of Egypt. He was wiser than any other man." Let's listen to a silly CD segment to see what that might be like.**

Play the "Solomon's Wisdom" segment (track 10 on the CD). Then lead kids in the following discussion.

Say: **In our silly CD story, the producers of the game show wouldn't let Solomon play because he was so wise. But in real life, back in Solomon's time, people came from all over to listen to Solomon. Listen to what the Bible says in 1 Kings 4:34: "Men of all nations came to listen to Solomon's wisdom, sent by all the kings of the world, who had heard of his wisdom."**

Talk With Kids

Ask:

- What did you just learn about Solomon's wisdom?
- What do you think it means that ► **WE BECOME WISE BY FOLLOWING GOD'S WORD?**

Say: **Wow! Kings from all over sent people to listen to and learn from Solomon. Solomon wrote lots and lots of wise sayings called proverbs. In fact, the Bible contains a whole book based on his wise advice.**

Wise Advice


What You'll Do

Show kids the book of Proverbs in the Bible.

Say: **Let's write some wise advice, just as Solomon did.**

Have kids turn to the "Wise Advice" activity in their My Bible Fun pages. Set out crayons and markers for kids to share. Tell kids to think of one piece of wise advice they can give to another person. For example, kids might say that it's wise to obey God, to wash their hands before dinner, or to study for spelling tests. Have each child write or draw a picture of his or her wise advice on the page.

If kids have trouble thinking of wise advice, encourage them to think of what they know that younger children may not know and to base their advice on that knowledge. For example, kids might advise younger kids to look both ways before crossing the street.



When everyone has finished writing or drawing, have kids form pairs. Have kids explain their wise advice to their partners; then invite willing children to share with the rest of the group.

Say: **Solomon wrote wise sayings, called proverbs, to tell people how to live better lives, to make good choices, and how to help others.** Show kids the “Solomon Writes Proverbs” poster and point to the man writing down Solomon’s words. **Solomon wrote about many good things so we could learn from his wise writings.** Give each child a sticky note. **On your sticky note, write or draw the wise thing you put on your My Bible Fun page. Or if you want to, you can write or draw a different piece of advice.** Give kids a minute to write or draw. Then invite kids to place their notes on or near the scroll in the poster. Help children understand that God wants to give them wisdom for anything they need.

Talk With Kids ■■■■

Ask:

- **What is something you need God’s wisdom for this week?**

Say: **Solomon knew lots and lots of facts, but that’s not what made him so wise. Solomon also knew that ► WE BECOME WISE BY FOLLOWING GOD’S WORD.**

Key Verse Wisdom

What You’ll Do ■■■■■■

Open your Bible to Proverbs 1, and show kids the passage.

Say: **The very beginning of the book of Proverbs tells us why Solomon wrote all his proverbs, or wise sayings. Let’s listen to this part of the Bible on the CD.**

Play the “Proverbs” segment (track 11 on the CD).

Ask:

- **According to these verses on the CD, what does it mean to be wise?** If kids have a hard time responding, play the segment again and ask for responses.

Say: **Solomon said that the fear of the Lord is the beginning of knowledge or wisdom. But Solomon didn’t mean that we have to be afraid of God. In this case, fear is actually another word for “respect.” Later on in the book of Proverbs, Solomon said it again. Let’s look at our Key Verse for today.**

Open your Bible to Proverbs 9:10, and show kids the verse.

Say: **Here’s what Solomon said in Proverbs 9:10: “The fear of the Lord is the beginning of wisdom, and knowledge of the Holy One is understanding.” Let’s all say that together.**

Repeat the Key Verse together a few times.



Key Verse Wisdom Supplies

- Bible
- My Bible Fun crayons
- CD player
- copies of the lyrics page (at the end of this lesson)

Teacher Pack

- CD: “Proverbs” (track 11), “Fear of the Lord” (Proverbs 9:10) (track 25)





Say: **To help us remember this wise saying, let's sing a song based on it.**

Hand out copies of the lyrics page and cue the CD to "Fear of the Lord" (Proverbs 9:10) (track 25). Sing the song with your kids twice so they can better learn it.



(Verse)

**Fear of the Lord is the foundation
of wisdom.**

**Fear of the Lord is the foundation of
wisdom.**

**All the people say, "Hey! Hey!
(Hey! Hey!)"**

We believe in God."

**All the people say: "Hey! Hey!
(Hey! Hey!)"**

**Hey! Hey! Hey! Hey! Hey! Hey! Hey! Hey!
Hey! Hey! Hey! Hey! Hey! Hey! Hey! Hey!**

(Repeat verse; then repeat chorus 2x.)

**Hey! Hey! Hey! Hey! Hey! Hey! Hey! Hey!
Hey! Hey! Hey! Hey! Hey! Hey! Hey! Hey!**

(Chorus)

**Good, good knowledge of the
Holy One**

Results in good, good judgment.

**Good, good knowledge of the
Holy One**

Results in good, good judgment.

"Fear of the Lord" (Proverbs 9:10) by Ben Glover. © 2005 Group Publishing, Inc. All rights reserved.

Say: **Solomon must've thought it was important for people to know what it means to be wise, because he said the same thing twice! Let's say our Key Verse twice!** Lead kids in repeating the verse twice. Then say: **Knowing how amazing God is and wanting to worship him is the beginning of wisdom. That's what it means to be wise! Let's each think of one amazing thing about God!**

Have kids turn to the "Our Amazing God" activity on today's My Bible Fun page. Distribute crayons, and ask kids to write about or draw a picture of at least one amazing thing they know about God.

Tell kids that they can include more than one amazing thing on the page if they choose. If kids have trouble getting started, suggest amazing things such as God created the animals, God answers prayer, God gives us wisdom, or God sent Jesus to save us.

Give kids time to write or draw, and then have them form pairs. Let partners explain their pages to each other. Then gather everyone's attention.

Talk With Kids ■■■■

Lead kids in the following discussion.





Ask:

- What were some of the amazing things about God that you wrote or drew on your page?
- What does it mean to follow God's Word?

Say: **Knowing how amazing God is and respecting him is the beginning of wisdom. When we realize amazing things about God, we become wiser. Another way of expressing that truth is that ► WE BECOME WISE BY FOLLOWING GOD'S WORD.**



3 WEAVING FAITH INTO LIFE

Pencil It In

What You'll Do ■■■■■■

Set out fine-tipped markers, colored pencils, and crayons for kids to share. Give each child a Pencil Topper. Point out the Key Verse on the Pencil Topper, and then have kids write or draw on the other side one specific way they can follow God's Word this week to find God's wisdom. For example, the Bible tells us to remember God's commands. Remind kids that ► **WE BECOME WISE BY FOLLOWING GOD'S WORD.**

As kids are working, play "Fear of the Lord" (Proverbs 9:10) (track 25 on the CD). Help each child punch a hole on the black dot on his or her Pencil Topper, and then give him or her a chenille wire and a new pencil. Show kids how to thread the chenille wire through the hole in the Pencil Topper and then double the wire in half and twist the ends around the top of a pencil.

Say: **When we think of smart or wise people, we usually think of people who've learned a lot and gotten good grades in school. So use your new pencil and Pencil Topper in school this week to remind you what true wisdom really means. God promises to help each of us become wise and make good decisions. And we know that ► WE BECOME WISE BY FOLLOWING GOD'S WORD.**



Pencil It In Supplies

- 1 new pencil and 1 chenille wire per child
- hole punch
- crayons
- colored pencils
- fine-tipped markers
- CD player
- Teacher Pack**
- CD: "Fear of the Lord" (Proverbs 9:10) (track 25)
- "Pencil Toppers" cards

Pencil It In Easy Prep

Separate the "Pencil Toppers" cards.





Daily Challenges Supplies

My Bible Fun

4 LASTING IMPRESSIONS

Daily Challenges

What You'll Do ■■■■■■

Say: **Let's think about how we can remember this week that ► WE BECOME WISE BY FOLLOWING GOD'S WORD.**

Direct kids to find this week's Daily Challenges in their My Bible Fun pages and choose one to do this week. They can choose one or more of these three options:

- **Play a game of Follow the Leader with a friend. Then tell your friend that wisdom means following God's Word.**
- **Take a walk with a parent. As you walk, discuss ways you can follow God's Word in your own life.**
- **Share a snack and the Key Verse with a friend at school.**

Make sure you choose a Daily Challenge as well, and tell the kids what you chose. Kids will be more inclined to follow through on their commitments when they see you doing the same.

Talk With Kids ■■■■

Ask:

- **What's a practical way you're going to do your Daily Challenge? Share a time, a place, or other ideas.**

Say: ► **WE BECOME WISE BY FOLLOWING GOD'S WORD. Let's be as wise as Solomon and follow through with our Daily Challenge this week.**


Weaving Faith at Home

Encourage kids to talk with their parents about the Daily Challenges they chose and what they learned about wisdom meaning following God's Word. Kids can also do the activities on the "HomeConnect" portion of their My Bible Fun pages with their families.

Talk to your Director about e-mailing the FREE FamilyConnect to all your church's families. Available at group.com/digital.

Take a couple of minutes to pray with your kids, asking God to help us worship and respect him and thanking God for giving us wisdom.





Fear of the Lord (Proverbs 9:10)

(Verse)

**Fear of the Lord is the foundation of wisdom.
Fear of the Lord is the foundation of wisdom.
All the people say, "Hey! Hey! (Hey! Hey!)
We believe in God."
All the people say: "Hey! Hey! (Hey! Hey!)"**

(Chorus)

**Good, good knowledge of the Holy One
Results in good, good judgment.
Good, good knowledge of the Holy One
Results in good, good judgment.**

**Hey! Hey! Hey! Hey! Hey! Hey! Hey! Hey!
Hey! Hey! Hey! Hey! Hey! Hey! Hey! Hey!**

(Repeat verse; then repeat chorus 2x.)

**Hey! Hey! Hey! Hey! Hey! Hey! Hey! Hey!
Hey! Hey! Hey! Hey! Hey! Hey! Hey! Hey!**

"Fear of the Lord" (Proverbs 9:10) by Ben Glover. © 2005 Group Publishing, Inc. All rights reserved.



