



People Build a Tower at Babel

Genesis 11:1-9



Preschoolers need a lot. They aren't self-sufficient, nor should they be. It's because of this that they can really understand need. They need parents or other adults to provide them with food, shelter, and love. Tying tangible needs to things we need from God can help kids grasp the concept of really needing God. Use this lesson to help kids understand some of the things they need that God provides for them.



► **Bible Point**
We need God.

Key Verse
"Love the Lord your God with all your heart and with all your soul and with all your strength" (Deuteronomy 6:5).

Weaving Faith Into Life
Children will ask God for help.

| LESSON | WHAT CHILDREN DO | SUPPLIES | EASY PREP |
|---|--|---|---|
| <p>1</p> <p>Getting Started <i>about 5 min.</i></p> | <p>Welcome and Celebrate Welcome each other, and praise God through music.</p> | <p>CD player Teacher Pack: CD</p> | |
| <p>2</p> <p>Key Verse Activity <i>about 10 min.</i></p> | <p>With Your Whole Heart Put a puzzle together, and talk about loving God no matter where they are.</p> | <p>Bible, scissors Teacher Pack: Heart Puzzle</p>  | <p>Cut apart the Heart Puzzle.</p> |
| <p>3</p> <p>Bible Exploration <i>about 15 min.</i></p> | <p>Puppy Pointers Hear how Theo wants to understand different languages.</p> | <p>CD player, Theo puppet, tape Teacher Pack: CD, CD packaging</p> | <p>Tape the CD packaging to Theo's paw.</p> |
| | <p>Bible Time: A Tall Tower Act out what happened with the tower of Babel.</p> | <p>Bible, CD player, blocks Teacher Pack: CD, "The Tower of Babel" poster (from the Big Bible Poster Pack)</p>  | |

Bold text within the lesson is spoken text.



| LESSON | WHAT CHILDREN DO | SUPPLIES | EASY PREP |
|--|---|---|---|
| <p>4</p> <p>Weaving Faith Into Life</p> <p><i>about 20 min.</i></p> <p><i>(Choose 2 centers.)</i></p> | <p>Center 1: Helping Hands</p> <p>Paint their hands, and make handprints.</p> | My Bible Hugs, tempera paint, paintbrushes, paper towels | Remove the Lesson 7 pages from each My Bible Hugs student book, and write children's names on them. |
| | <p>Center 2: View From Above</p> <p>Create towers with bananas and yogurt.</p> | yogurt, bananas, granola, bowls, spoons, antibacterial gel (optional) | |
| | <p>Center 3: Friendly Helpers</p> <p>Help each other stand up in a fun game.</p> | | |
| | <p>Center 4: Mini Puppet Play</p> <p>Make and decorate take-home mini puppets.</p> | plastic spoons, paper, markers, stapler, tape | |
| <p>5</p> <p>Lasting Impressions</p> <p><i>about 10 min.</i></p> | <p>Daily Challenges</p> <p>Choose a Daily Challenge to apply God's Word.</p> | My Bible Hugs | |
| | <p>Action Prayer</p> <p>Say a prayer, thanking God for his help.</p> | | |
| | <p>Weaving Faith at Home</p> <p>Talk about how to share what they learned with their families.</p> | | |

Bold text within the lesson is spoken text.



Welcome and Celebrate Supplies

CD player

Teacher Pack

CD: "God Wants Us to Come" (track 11), "Are You Going to Praise the Lord?" (track 6)

1 GETTING STARTED

Welcome and Celebrate




Tip Consistently use the same signal to announce a transition to the next activity. You could flip the lights off and on, use a train whistle, have a puppet rustling inside a bag, or sing cleanup songs. Keep it simple, consistent, and fun.

What You'll Do ■■■■■■

As the children arrive, greet each one with a smile. When it's time to begin, use your signal to gather the children together in a circle on the floor.

Lead children in singing "God Wants Us to Come" (track 11 on the CD) to the tune of "Mary Had a Little Lamb." Encourage children to follow the motions in parentheses.


 **God wants us to come to church,** (*point up; then make steeple with hands*)
Come to church, come to church. (*make "come over" motion twice*)
God wants us to come to church (*point up; then make steeple with hands*)
To learn about him. (*point to head; then up*)

Jesus is here with us, (*hug self*)
Here with us, here with us. (*hug self*)
Jesus is here with us (*hug self*)
Because he loves us so. (*point to heart*)

(Repeat from the beginning.)

Say: **We can praise God to remember how great he is and how much ► WE NEED GOD. Let's praise him now.**

Lead children in singing "Are You Going to Praise the Lord?" (track 6 on the CD). Encourage children to follow the motions in parentheses.

 **Are you going to praise the Lord?** (*hug self; then point up*)
I will praise him all the time. (*point to self; then point up*)
Remember all the things he has done. (*point to head*)
Jesus is a true friend of mine. (*shake hands with someone*)

(Chorus)

Praise, praise, praise the Lord. (*wave hands in air*)
Come on, come on, let's praise the Lord. (*make gathering motion*)
 (Repeat.)



Praise him for his goodness to me. *(point up; then point to heart)*
 He is always loving and kind. *(hug self)*
 He died for me and forgave all my sins. *(spread arms to make a cross)*
 Jesus is a true friend of mine. *(shake hands with someone)*

(Repeat chorus 2x.)

Come on, come on, let's praise the Lord. *(make gathering motion)*
 Come on, come on, let's praise the Lord. *(make gathering motion)*

Say: **Jesus is such a good friend. And the truth is—we need him and ► WE NEED GOD. God sent his Son, Jesus, so we could be forgiven for the wrong things we do. That makes me want to praise God all day long!**



2

**KEY VERSE
ACTIVITY**

With Your Whole Heart

What You'll Do

Have children form a circle and sit down. Open your Bible to Deuteronomy 6:5, and show children the words. Tell kids the Bible is God's special book.

Say: **Our Key Verse from the Bible, Deuteronomy 6:5, says, "Love the Lord your God with all your heart and with all your soul and with all your strength." This means to love God with all of you. Let's say our Key Verse together.** Lead children in saying the adapted Key Verse with you: **Love God with your whole heart (Deuteronomy 6:5).**

Say: **Today we're learning that ► WE NEED GOD. We can't breathe without the air God gives us, and the earth wouldn't be warm if God didn't give us the sun. We need God's help every day to live. Let's look at some ways we can show God that we love him.**

Form pairs. Say: **We know lots of people, and we all go to different places.** Give each pair a piece of the Heart Puzzle. As you hand out each puzzle piece, say: **We can love God at** [name of location on each pair's puzzle piece].

Say: **Talk to your partner about how you can love God or someone else at the place your puzzle piece shows.** Allow time.

Invite kids to share their thoughts with the whole group. Then have one child from each pair bring the pair's puzzle piece to a center location. Once all the puzzle pieces are together, let the other partner from each pair help with putting the puzzle together. If time allows, take the puzzle apart and invite the other partners to put the puzzle together.

With Your Whole Heart Supplies

- Bible
- scissors
- Teacher Pack**
- Heart Puzzle

With Your Whole Heart Easy Prep

- Cut apart the Heart Puzzle.





Say: **You all contributed to the heart, and now we have a whole heart.** Make sure all the kids can see how the puzzle pieces made a heart.

Say: **God wants us to love him, not just when we eat or when we say our prayers at night, but all the time. God wants us to love him with our whole hearts—in all the pieces of our lives.**

Talk With Kids ■■■■

Lead children in this discussion.

Ask:

- **Tell how you show God you love him with your whole heart.**

Say: **God wants us to love him, not just when we're at home, but when we're with our friends, too. He wants us to love him all the time. Let's say our Key Verse together one more time.** Lead children in saying the adapted Key Verse with you: **Love God with your whole heart.** Pause. **That's right—and it's easy to love God when we remember that ► WE NEED GOD.** Let's hear about a group of people who didn't think they needed God.

3

BIBLE EXPLORATION

Puppy Pointers

What You'll Do ■■■■

Say: **Listen, everyone, Theo's coming! He has something to show us. Let's find out what it is.** Play "Here, Theo" (track 4 on the CD), and bring out Theophilus the FaithRetriever.

Theo: Hi, everybody!

Teacher: Hello, Theo! It's so good to see you at church with us today. What do you have there?

Theo: I brought this CD with me.

Teacher: Why did you bring the CD?

Theo: I can't understand what's on the CD. Can you help me?

Teacher: Sure, Theo. Let's listen to the CD and see if we can help you.

(Take the package from Theo's paw. Then play "The Bible Point Spoken in Different Languages" (track 17 on the CD). Pause the CD after the fourth language so track 18 doesn't begin.)

Teacher: I see what you mean! Let's keep listening and see if we hear anything else. *(Play track 18, "The Bible Point Spoken in English.")*

Teacher: Now we can understand! That's like what happened to the people in the Bible who we will hear about today. They didn't realize that ► **WE NEED GOD.** Friends, let's say our Bible Point for Theo.

Puppy Pointers Supplies

CD player

Theo puppet
tape

Teacher Pack

CD: "Here, Theo" (track 4), "The Bible Point Spoken in Different Languages" (track 17), "The Bible Point Spoken in English" (track 18)
CD packaging

Puppy Pointers Easy Prep

Tape the CD packaging to Theo's paw.



(Lead children in saying the Bible Point for Theo: ► **WE NEED GOD.**)

Theo: That's good to know. I'm going to go home and listen to some more CDs.

Teacher: That sounds great! Friends, let's say goodbye to Theo.

Encourage the children to wave or say goodbye to Theo. Then put Theo away in a safe place for next week's use.

Talk With Kids ■■■■

Lead children in this discussion.

Ask:

- What are some things you need God to help you with?
- What are some ways you can get God's help?

Say: ► **WE NEED GOD**—everyone needs God's help. And we can get help from him by praying, reading the Bible, and by learning more about him. Let's find out about some people who tried to do things on their own and how they learned that they needed God, too.

Bible Time: A Tall Tower

What You'll Do ■■■■

Gather kids and have them sit in a circle. Open your Bible to Genesis 11, and show children the words. Tell children that the Bible is God's special book.

Say: **Today as we read the Bible we'll learn that ► WE NEED GOD.**

One day, some people in the Bible decided to build a really tall tower that would reach to the heavens. Show children the "Tower of Babel" poster, and place it in the center of your circle.

Say: **The men said to each other, "Come, let's make bricks."** Hold up a block, and explain how people made bricks from straw and mud. Give each child one or more blocks.

Say: **The men said, "Let's build ourselves a city with a tower that reaches to the heavens, so we'll be more important than God."** Explain that as you tell what happened in the Bible, the children will use the blocks to build a tower on top of the tower in the poster. Encourage children to get started.

Say: **The people said, "If we can build a tower to the heavens, we'll be the most important people in the world. We won't need God to take care of us; we'll be able to take care of ourselves." But...** Have the children freeze, stop building, and look at you.

Say: **Soon God came down to see the city and the tower that the people were building. The people thought they could do things better than God. So God had to remind them that he's more important than building the biggest tower. He reminded**



Bible Time: A Tall Tower Supplies

Bible

CD player

blocks

Teacher Pack

CD: "Jesus Loves Me" (track 19)

"The Tower of Babel" poster (from the Big Bible Poster Pack)





them that ► **WE NEED GOD—everyone does.** Have the children put down any blocks they're holding and put their hands in their laps.

Say: **God mixed up their languages and scattered the people all over the earth.** Point to the confused people on the poster. Have kids make up pretend words and say them to a partner to see if they're understood.

Say: **From that time on, the unfinished tower was called the tower of Babel.** Point to the unfinished tower the kids made. Encourage a few children to tell what they think of the tower in its unfinished state.

Say: ► **WE NEED GOD. And when we try to do things on our own, they end up like this unfinished tower. But God knows we need him. That's why he sent his Son, Jesus, to earth so we can be forgiven for the wrong things we do. Let's sing a song about Jesus right now! We'll sing in different languages to remember that ► WE NEED GOD.**

Cue the CD to "Jesus Loves Me" (track 19 on the CD). Have fun introducing your children to this familiar song sung in different languages. Each repetition of the verse in English is followed by the chorus in a different language. The song ends with the chorus sung in English again.

🎵 **Jesus loves me! This I know,
For the Bible tells me so.
Little ones to him belong.
They are weak, but he is strong.**

Chorus in English:

**Yes, Jesus loves me!
Yes, Jesus loves me!
Yes, Jesus loves me!
The Bible tells me so.**

Chorus in Spanish:

**Sí, Jesús me ama!
Sí, Jesús me ama!
Sí, Jesús me ama!
La Biblia me dice tan.**

Chorus in French:

**Oui, Jésus m'aime!
Oui, Jésus m'aime!
Oui, Jésus m'aime!
La Bible m'indique ainsi.**

Chorus in German:

**Ja, Jesus liebt mich!
Ja, Jesus liebt mich!
Ja, Jesus liebt mich!
Die Bibel sagt mir so.**



Chorus in Italian:
Sì, Jesus mi ama!
Sì, Jesus mi ama!
Sì, Jesus mi ama!
La Biblia mi dice così.

Talk With Kids ■■■■

Lead children in this discussion.

Ask:

- **What's it like to hear a language you don't know?**
- **Tell about a time you needed something.**
- **Why do you think all people need God?**

Say: **Like the people of Babel, when we try to do things without God, it won't work out very well in the end. That's because the people of Babel needed God. They thought they could do everything on their own. Like that, we can't do everything on our own. That's why ► WE NEED GOD in our lives.**

**4 WEAVING FAITH
INTO LIFE**

Choose at least two of the learning centers to help reinforce today's Bible lesson. Gather the needed materials, and put the supplies in an out-of-sight area until you're ready for them. Allow the children to choose which center they'd like to explore first. Then circulate among the children as they create and explore. Encourage them to make connections between their activities and the Bible by asking them the questions included with each center's description.

■ **CENTER 1:**
Helping Hands

What You'll Do ■■■■

Give each child a My Bible Hugs Lesson 7 page. Say: **The people of Babel didn't think they needed God. But when they set out to do something without God's help, it didn't work. They learned they needed God's helping hands. Let's make some hand prints to remind us that we need God's helping hand.**

Set out colorful tempera paints, paintbrushes, and paper towels. Have the kids paint the palms and fingers of their hands. Then encourage kids to put their hands on their pages to leave handprints. Have each child put both a right handprint and a left handprint.



**Center 1: Helping
Hands
Supplies**

My Bible Hugs
tempera paint
paintbrushes
paper towels

**Center 1: Helping
Hands
Easy Prep**

Remove the Lesson 7 pages from each My Bible Hugs student book, and write children's names on them.





Center 2: View From Above Supplies

yogurt
bananas
granola
bowls
spoons
antibacterial gel
(optional)

! ALLERGY ALERT

Talk With Kids ■■■■

Lead children in this discussion.

Ask:

- What things can you do with your hands to help others?
- What are some ways you need God's help?

Say: ► **WE NEED GOD** to be with us and help us. The great news is that God will always give us a helping hand when we talk to him and ask for his help. Have kids use paper towels to clean their hands.

■ CENTER 2:

View From Above

What You'll Do ■■■■

Have children clean their hands and then sit down for the snack. Give each child a bowl and a spoon. Say: **The people of Babel tried to build a tower to the sky. They used bricks.** Give each child half a banana, sliced into small pieces. **Pretend these are bricks.**

They also had to use something to make the bricks stick together. Sometimes people use something called mortar to do that. Give each child a few spoonfuls of yogurt. **Pretend that your yogurt is mortar.**

Build a tower using the "bricks" and "mortar" I gave you. Allow time.

Say: **It's been fun trying to build towers, but it doesn't work so well with these materials, does it? The reason it didn't work for the people of Babel is because they wanted to do everything on their own. They didn't know that ► WE NEED GOD.** Sprinkle granola around the bottom of the kids' towers.

Say: **So when God came to see what the people made, he made them speak different languages. And when they couldn't understand each other, they scattered across the land. Pretend the granola near your tower is like the people scattering.**

Invite one child to pray and thank God for the snack. Let kids eat as you discuss the activity.

Talk With Kids ■■■■

Lead children in this discussion.

Ask:

- What was it like to build a snack tower?
- Tell about a time you tried to do something but it didn't work.
- Why do you want God's help with things?



Say: **The people of Babel forgot about God. They tried to build a tower for themselves, but it didn't work out so well. Our snack towers were pretty hard to build, too. And sometimes that happens—sometimes things don't work like we want them to. God wanted the people of Babel to look to him for help, and he wants us to do the same. He wants us to know that ► WE NEED GOD, and we can always ask God for help.**



■ **CENTER 3:**

Friendly Helpers

What You'll Do ■■■■■■

► **WE NEED GOD** to help us. Let's play a game to show us that we always need God's help.

Form groups of three. Have one child sit cross-legged on the floor with arms folded stiffly across the chest. Have the child try to get up without uncrossing his or her arms or legs. Then have the other two children stand on either side and gently lift the child by the elbows. Let each child try to get up and then get help from the others.

Talk With Kids ■■■■

Lead children in this discussion.

Ask:

- **What was it like to try to get up on your own?**
- **What was it like to have help?**
- **In what ways does God help you like your friends helped you?**

Say: **Your friends gave you a "helping hand" the way God does. We often need helping hands, and with God's help, anything is possible. When we know that ► WE NEED GOD, we can ask God for a helping hand.**

■ **CENTER 4:**

Mini Puppet Play

What You'll Do ■■■■■■

Give children each a piece of a paper, and have kids fold their papers in half, like greeting cards.

Say: **The people of Babel didn't think they needed God. That's very sad because everyone needs God.** Check that all kids have their papers facing them so the folded edge is on the left. Then have kids draw a large sad face on the paper.

Center 4: Mini Puppet Play Supplies

-
- plastic spoons
 - paper
 - markers
 - stapler
 - tape





Say: **But we know ► WE NEED GOD and we can go to him for anything. That makes God very happy.** Have kids flip the paper over to the other side so the fold is now on the right. Then have kids draw a large happy face on that side.

Say: **Let's make puppets with our happy and sad faces.** Encourage kids to decorate the happy and sad faces. As they do, staple the sides and tops of kids' puppets. Tape a spoon between the two pieces of paper at the bottom of each puppet, keeping the handle side down. Then staple the bottom edge of the puppets.

When kids are finished, have kids show the sad-face side of their puppets. Say: **Show this side of your puppet when you hear a bad idea.**

Have kids show the happy-face side of their puppets. Say: **Show this side of your puppet when you hear a good idea.**

Give a couple of examples of good and bad ideas, and have kids practice; for example, it was a bad idea for the people to build a tower to reach heaven, and it's a good idea to listen to God.

Say: ► **WE NEED GOD to give us parents and teachers to help us when we get a bad idea, just as God helped the people at Babel. The people thought they could do everything on their own, but God helped them understand that they needed him.**

Have kids recall parts of what happened in the Bible passage, and each time they name something, have kids show the sad face or the happy face. You can also let them tell things they remember about other people in the Bible, or good and bad ideas they've had in their own lives.

Talk With Kids ■■■■

Lead children in this discussion.

Ask:

- **Tell about a time you did something that was a "bad idea."**
- **What did your parents do to help you understand that what you did was a bad idea?**
- **What can you do to decide if something is a good idea?**

Say: **Everybody makes mistakes! The people at Babel did something very bad. They didn't listen to God or pay attention to God. And they thought they could do things better than God. But they needed God to help them, just as ► WE NEED GOD and other people to help us.**

5 LASTING IMPRESSIONS

Daily Challenges

What You'll Do ■■■■■■

After the children have cleaned up their centers, bring everyone back to a circle area on the floor. Review the lesson activities and the Bible Point, and then encourage the children to share what they remember about what they learned from the Bible today.

Also use this time to challenge kids in their faith. Encourage them to choose a Daily Challenge for applying today's lesson to their lives this week. Use this challenge for encouraging your children's growing relationships with Jesus.

Talk With Kids ■■■■

Say: **Today we learned that ► WE NEED GOD. I would like each of you this week to choose a way to ask God for help.**

Give kids these three challenges to choose from:

- **When you're learning something new, ask God to help you learn the new thing.**
- **If you disagree with someone, ask God to help you be nice to that person.**
- **It's good for us to give time or money to charities or church. Ask God to help you know what he might want you to give.**

Have kids each whisper in your ear or tell you which idea they've chosen, and then circle it on each child's My Bible Hugs page. Make sure you tell kids the challenge you choose. Your commitment will inspire children and will give them an opportunity to see God at work in your life as well as in theirs!

Action Prayer

What You'll Do ■■■■■■

Invite the children to tell things they can ask God for help with. Then lead the children in a prayer, asking God for help with those things. Invite the children to pray aloud if they want to.



Daily Challenges Supplies

My Bible Hugs



Weaving Faith at Home

Have children take home their My Bible Hugs pages whether they worked on them or not. Have the children tell their parents the challenge they committed to in the “Daily Challenges” activity. Encourage the parents to help their kids fulfill this commitment during the week. By working together and focusing on the same goals, you and parents can help children weave faith into their lives!

Talk to your Director about emailing the FREE FamilyConnect to all your church’s families. Available at group.com/digital.

